CITY OF CEDARBURG
A MEETING OF THE COMMON COUNCIL
MONDAY, SEPTEMBER 29, 2025 – 7:00 PM

A meeting of the Common Council of the City of Cedarburg, Wisconsin, will be held on Monday, September 29, 2025 at 7:00 PM The meeting will be held online utilizing the zoom app and in-person at City Hall, W63 N645 Washington Avenue, Cedarburg, WI., on the second floor, Council Chambers. To request the Zoom link, email cityhall@cityofcedarburg.wi.gov.

AGENDA

1. CALL TO ORDER

2. MOMENT OF SILENCE

3. PLEDGE OF ALLEGIANCE

4. ROLL CALL

5. STATEMENT OF PUBLIC NOTICE

6. COMMENTS AND SUGGESTIONS FROM CITIZENS

   Comments from citizens on a listed agenda item will be taken when the item is addressed by the Council. At this time individuals can speak on any topic not on the agenda for up to 2 minutes, time extensions at the discretion of the Mayor. No action can be taken on items not listed except as a possible referral to committees, individuals, or a future Council agenda item.

7. NEW BUSINESS

   A. Introduction and setting the date for a public hearing on the matter of Resolution No. 2025-16 proposing to vacate the un-built portion of Grant Avenue public road right-of-way lying south of its intersection with Wilson Street.

   B. Discussion and possible action on Mayoral recommendation on virtual meetings and draft Policy CC-32

   C. Discussion and possible action on Mayoral appointments to the Light & Water Commission and the Community Development Authority

   D. Discussion and possible action on review of 2026 proposed City Budget

   E. Discussion and possible action on approving Rambolls proposal for additional NR716 Site Investigation Activities for the former Prochnow Landfill site.

8. CONSENT AGENDA

A. Discussion and possible action on approval of September 8, 2025 Council Meeting Minutes

B. Discussion and possible action on payment of bills dated 9/3/2025 through 9/22/2025, transfers from 9/6/2025 through 9/23/2025, and payroll from 8/31/2025 through 9/27/2025.

9. REPORTS OF CITY OFFICERS AND DEPARTMENT HEADS

A. City Administrator's Report

10. COMMUNICATIONS

A. Comments and suggestions from Council Members

B. Mayor's Report

11. ADJOURN TO CLOSED SESSION

A. It is anticipated the Common Council will adjourn to closed session pursuant to State Statute 19.85(1)(e) to deliberate or negotiate the purchasing of public properties, the investing of public funds, or conducting other specified public business whenever competitive or bargaining reasons require a closed session. Specifically to be discussed is item 13.A.1.

1) Discussion on request by AT&T for Cell Tower Lease Agreement modifications

12. RECONVENE TO OPEN SESSION

A. Discussion and possible action on request by AT&T for Cell Tower Lease Agreement modifications

13. ADJOURNMENT

Individual members of various boards, committees, or commissions may attend the above meeting. It is possible that such attendance may constitute a meeting of a City board, committee, or commission pursuant to State ex. rel. Badke v. Greendale Village Board, 173 Wis. 2d 553, 494 NW 2d 408 (1993). This notice does not authorize attendance at either the above meeting or the Badke Meeting but is given solely to comply with the notice requirements of the open meeting law. * Information attached for Council; available through City Clerk's Office. ** Citizen comments should be primarily one-way, from citizen to the Council. Each citizen who wishes to speak shall be accorded one opportunity at the beginning of the meeting. Comments should be kept brief. If the comment expressed concerns a matter of public policy, response from the Council will be limited to seeking information or acknowledging that the citizen has been understood. It is out of order for anyone to debate with a citizen addressing the Council or for the Council to take action on a matter of public policy. The Council may direct that the concern be placed on a future agenda. Citizens will be asked to state their name and address for the record and to speak from the lectern for the purposes of recording their comments. *** Information available through the Clerk's Office. City of Cedarburg is an affirmative action and equal opportunity employer. All qualified

applicants will receive consideration for employment without regard to race, color, religion, sex, disability, age, sexual orientation, gender identity, national origin, veteran status, or genetic information. City of Cedarburg is committed to providing access, equal opportunity and reasonable accommodation for individuals with disabilities in employment, its services, programs, and activities. To request reasonable accommodation, contact the Clerk's Office, (262) 375-7606, email: cityhall@cityofcedarburg.wi.gov

CITY OF CEDARBURG

MEETING DATE: September 29, 2025 **ITEM NO:** A.

TITLE:
Introduction and setting the date for a public hearing on the matter of Resolution No. 2025-16 proposing to vacate the un-built portion of Grant Avenue public road right-of-way lying south of its intersection with Wilson Street.

ISSUE SUMMARY:

- Faith Lutheran Church is the owner of all lands adjoining the unbuilt portion of Grant Avenue lying south of Wilson Street.
- On January 6, 2025 they appeared before the Plan Commission with requesting consideration as to vacating/discontinuing this portion of public right of way. The Plan Commission feedback was to advise staff and Faith Lutheran Church that they would support an eventual vacation (through the required procedures) and that they view the vacation as being in the public interest.
- As the owners of all the abutting lands, if vacated, this right of way would revert to ownership by Faith Lutheran Church.
- Faith Lutheran will be appearing before the Plan Commission and Common Council shortly with a request for Certified Survey Map approval to combine all the contiguous lots they own in this area into one.
- If ultimately approved by adoption of Resolution 2025-16, the vacated portion of unbuilt Grant Avenue will be a part of this one lot.
- An easement has been provided for in the Certified Survey Map preserving the City's right to enter over and maintain a length of sanitary sewer pipe and a length of water pipe that will remain buried in the vacated right-of way.

Wis Stats require that a public hearing be conducted by the Common Council not sooner than 40 days after the Resolution to Vacate Right of Way has been introduced. November 10, 2025 or November 24, 2025 would be acceptable options for the public hearing date.

STAFF RECOMMENDATION:

BOARD, COMMISSION OR COMMITTEE RECOMMENDATION:
Plan Commission favorably recommends this vacation as a matter of public interest. Reference minutes of 01-06-2025

BUDGETARY IMPACT:

ATTACHMENTS:

1. Res 2025-16 Grant Ave ROW Vacation - Faith Lutheran Church revised
2. Grant Avenue Right of Way Vacation Map Exhibit
3. GIS Aerial Map View of Grant Avenue Right of Way Vacation
4. Application (Petition) to Vacate Right of Way
5. Excerpt of Plan Commission minutes 2025-01-06_unapproved

INITIATED/REQUESTED BY:

Applicant

FOR MORE INFORMATION CONTACT:

Mary Censky, Planner

RESOLUTION NO. 2025-16

A RESOLUTION APPROVING THE DISCONTINUANCE (VACATION) OF A PUBLIC WAY

WHEREAS, Faith Lutheran Church has petitioned the City of Cedarburg to have the following public way discontinued (vacated) in accordance with State Statutes:

That part of the Northeast 1/4 of Section 31, Township 10 North, Range 21 East, City of Cedarburg, Ozaukee County, Wisconsin, Described as follows: Commencing at the Northwest corner of said Northeast 1/4, thence S02°18'05"E along the West line of said Northeast 1/4, 1690.56 feet to a point on the South Right of Way line of Wilson Street; thence N87°41'59"E along said South line, 120.00 feet to the point of beginning of this description; thence S02°19'31"E, 103.64 feet; thence Southeasterly along a curve to the Left, Radius 542.00 feet, Curve Bearing S04°11'36"E, Chord Length 35.34 feet; thence N83°56'19"E, 60.00 feet; thence Northwesterly along a curve to the Right, Radius 482.00 feet, Chord Bearing N04°11'36"W, Chord Length 31.42 feet; thence N02°19'31"W, 103.62 feet to a point on the South Right of Way line of Wilson Street; thence S87°41'59"W, 60.00 feet to the point of beginning of this description. (SEE MAP EXHIBIT ATTACHED)

WHEREAS, Faith Lutheran Church, as the owner of 100% of abutting properties (which properties are located in the 3rd Aldermanic District of the City of Cedarburg), does desire and support this proposed discontinuance (vacation); and

WHEREAS, this Resolution complies, in all respects with Section 66.1003(4)(a) of the Wisconsin Statutes as it relates to the discontinuance (vacation) of such road right of way; and

WHEREAS, the Common Council of the City of Cedarburg deems it in the public interest to vacate and discontinue said public way.

NOW, THEREFORE, BE IT RESOLVED that the Common Council of the City of Cedarburg does hereby vacate and discontinue said public way.

Passed and adopted this XXth day of November 2025.

_____
Patricia Thome, Mayor

Attest:

_____
Tracie Sette, City Clerk

Cornerstone Land Surveying, Inc.
Plat of Survey

Surveyor:
Richard Simon
5080 Fairy Chasm
West Bend, WI 53095
rls2698@gmail.com
(262) 424-5630

Address:
N35 W6221 Wilson Street
Cedarburg, WI 53012

Scale 1"= 30'
0' 30' 60'

Legend:
● Denotes Iron Pipe Found

Legal Description of Grant Street to be Vacated
That part of the Northeast $\frac{1}{4}$ of Section 31, Township 10 North, Range 21 East, City of Cedarburg, Ozaukee County, Wisconsin, Described as follows: Commencing at the Northwest corner of said Northeast $\frac{1}{4}$, thence S02°18'05"E along the West line of said Northeast $\frac{1}{4}$, 1690.56 feet to a point on the South Right of Way line of Wilson Street; thence N87°41'59"E along said South line, 120.00 feet to the point of beginning of this description; thence S02°19'31"E, 103.64 feet; thence Southeasterly along a curve to the Left, Radius 542.00 feet, Curve Bearing S04°11'36"E, Chord Length 35.34 feet; thence N83°56'19"E, 60.00 feet; thence Northwesterly along a curve to the Right, Radius 482.00 feet, Chord Bearing N04°11'36"W, Chord Length 31.42 feet; thence N02°19'31"W, 103.62 feet to a point on the South Right of Way line of Wilson Street; thence S87°41'59"W, 60.00 feet to the point of beginning of this description.

MAP EXHIBIT TO CITY OF CEDARBURG RESOLUTION 2025-16 PAGE 1 of 1

VACATING A PORTION OF THE GRANT AVENUE PUBLIC ROAD RIGHT-OF-WAY

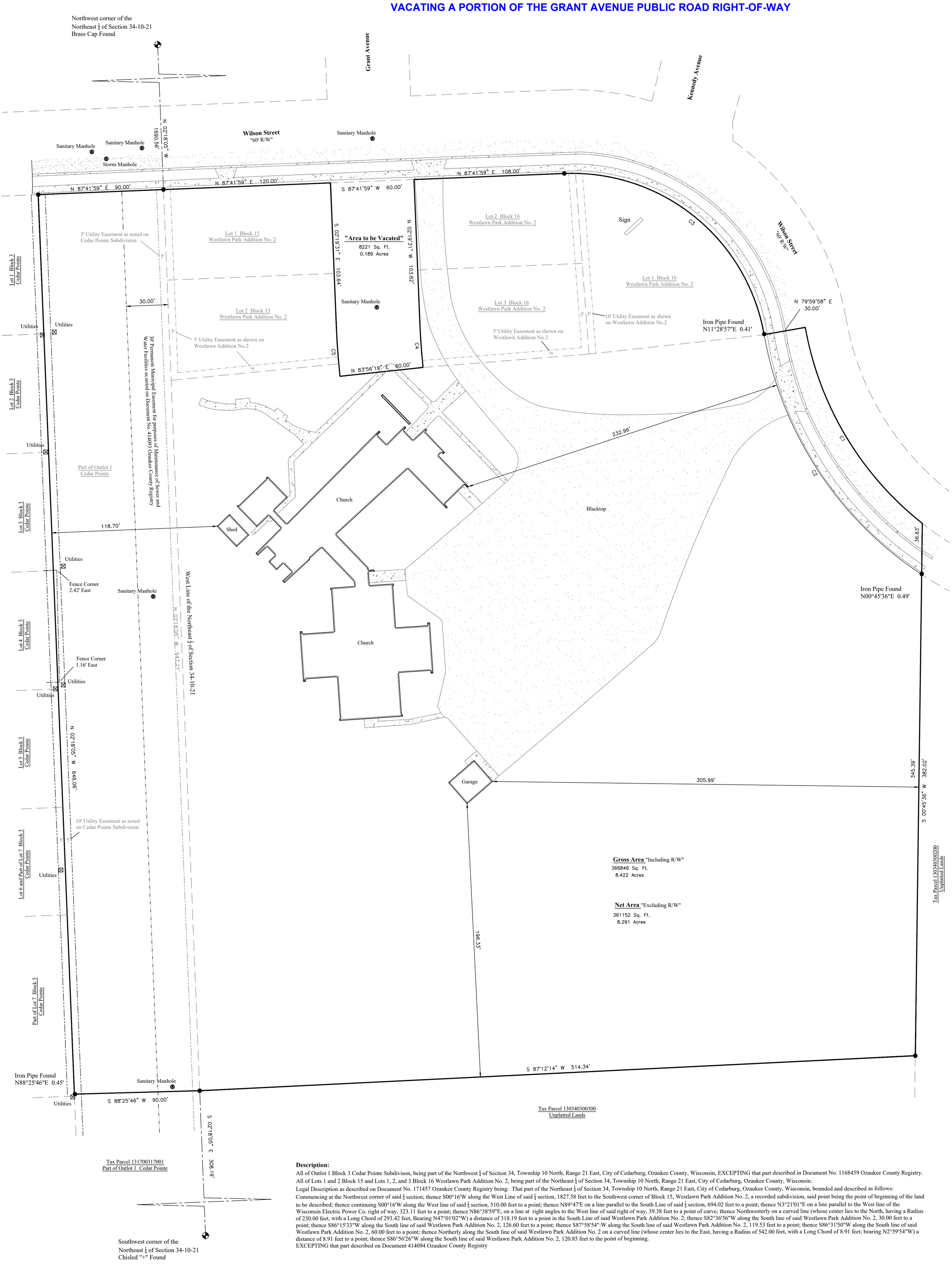

Description:
All of Outlot 1 Block 3 Cedar Pointe Subdivison, being part of the Northwest $\frac{1}{4}$ of Section 34, Township 10 North, Range 21 East, City of Cedarburg, Ozaukee County, Wisconsin, EXCEPTING that part described in Document No. 1168459 Ozaukee County Registry.
All of Lots 1 and 2 Block 15 and Lots 1, 2, and 3 Block 16 Westlawn Park Addition No. 2, being part of the Northeast $\frac{1}{4}$ of Section 34, Township 10 North, Range 21 East, City of Cedarburg, Ozaukee County, Wisconsin.
Legal Description as described on Document No. 171457 Ozaukee County Registry being: That part of the Northeast $\frac{1}{4}$ of Section 34, Township 10 North, Range 21 East, City of Cedarburg, Ozaukee County, Wisconsin, bounded and described as follows: Commencing at the Northwest corner of said $\frac{1}{4}$ section; thence S00°16'W along the West Line of said $\frac{1}{4}$ section, 1827.58 feet to the Southwest corner of Block 15, Westlawn Park Addition No. 2, a recorded subdivision, said point being the point of beginning of the land to be described; thence continuing S00°16'W along the West line of said $\frac{1}{4}$ section, 510.00 feet to a point; thence N89°47'E on a line parallel to the South Line of said $\frac{1}{4}$ section, 694.02 feet to a point; thence N3°21'01"E on a line parallel to the West line of the Wisconsin Electric Power Co. right of way, 323.11 feet to a point; thence N86°38'59"E, on a line at right angles to the West line of said right of way, 39.38 feet to a point of curve; thence Northwesterly on a curved line (whose center lies to the North, having a Radius of 230.00 feet, with a Long Chord of 293.42 feet, Bearing N47°01'02"W) a distance of 318.19 feet to a point in the South Line of said Westlawn Park Addition No. 2; thence S82°36'56"W along the South line of said Westlawn Park Addition No. 2, 30.00 feet to a point; thence S86°15'33"W along the South line of said Westlawn Park Addition No. 2, 126.60 feet to a point; thence S87°58'54":W along the South line of said Westlawn Park Addition No. 2, 119.53 feet to a point; thence S86°31'50"W along the South line of said Westlawn Park Addition No. 2, 60.00 feet to a point; thence Northerly along the South line of said Westlawn Park Addition No. 2 on a curved line (whose center lies to the East, having a Radius of 542.00 feet, with a Long Chord of 8.91 feet; bearing N2°59'54"W) a distance of 8.91 feet to a point; thence S86°56'26"W along the South line of said Westlawn Park Addition No. 2, 120.85 feet to the point of beginning.
EXCEPTING that part described on Document 414094 Ozaukee County Registry

Notes:
1) In providing this boundary survey no attempt has been made to obtain or show data concerning the existence of any utility on the site, whether private, municipal, or public owned.
2) No Title Policy furnished therefore completeness of easements is not warranted.

STATE OF WISCONSIN) SS.
COUNTY OF WASHINGTON)
"I HAVE SURVEYED THE ABOVE DESCRIBED PROPERTY ACCORDING TO OFFICIAL RECORDS AND THE ABOVE MAP IS A TRUE REPRESENTATION THEROF. THIS SURVEY IS MADE FOR THE EXCLUSIVE USE OF THE PRESENT OWNERS OF THE PROPERTY AND ALSO THOSE WHO PURCHASE, MORTGAGE OR GUARANTEE THE TITLE THERETO, WITHIN ONE YEAR FROM THE DATE HERETO.

Curve Data

CURVE	RADIUS	ARC LENGTH	CHORD LENGTH	CHORD BEARING	DELTA ANGLE
C1	230.37'	167.60'	163.93'	S 30°50'46" E	41°41'04"
C2	260.37'	211.87'	206.07'	S 33°17'45" E	46°37'23"
C3	140.00'	201.07'	184.23'	S 51°07'15" E	82°17'23"
C4	482.00'	31.43'	31.42'	S 04°11'36" E	3°44'08"
C5	542.00'	35.35'	35.34'	S 04°11'36" E	3°44'11"

WISCONSIN RICHARD L. SIMON S-2698 HUBERTUS WI LAND SURVEYOR

Survey For: Faith Lutheran Church, Inc.
Dated this 13th day of August, 2025.

Grant Avenue Right of Way Vacation - Aerial Map View

Legend

Tax Parcel	CSM	US Highway	Town/Public Road
Gap	Cemetery Plat	State Highway	Railroad Centerline
Overlap	Condominium Plat	County Road	
Historical Parcel Lines	Subdivision Plat	Ramp	
Assessors Plat	Plat of Survey	Private Road	

Product of the LAND INFORMATION OFFICE

9/25/2025, 10:50:05 AM

9/25/2025, 10:50:05 AM

0 0.0075 0.015 0.03 0.045 0.06 mi

OZAUKEE COUNTY

N

DISCLAIMER: This map is not a substitute for an actual field survey or onsite investigation.
The accuracy of this map is limited to the quality of the records from which it was assembled.

CEDARBURG
WISCONSIN

LAND DEVELOPMENT APPLICATION

PROPERTY LOCATION/ADDRESS: N35W6621 Wilson Street, Cedarburg WI 53012 (6221)

APPLICANT/BUSINESSNAME: Faith Lutheran Church

APPLICANT/BUSINESS ADDRESS: Church Council Vice President: Thomas R Sear (414-255-5377)

STATUS OF APPLICANT: ☒ OWNER ☐ AGENT ☐ BUYER ☐ OTHER

PHONE: Faith LC: 262-377-0960 EMAIL: faithpastorjohn@gmail.com / thomasrsear@gmail.com

PROPERTY OWNER (IF DIFFERENT):

PROPERTY OWNER MAILING ADDRESS: same

PROPERTY OWNER PHONE: same PROPERTY OWNER EMAIL: same

REQUEST FOR (CHECK ALL THAT APPLY):

- ☐ CONCEPT REVIEW
- ☐ SITE/ARCHITECTURAL PLAN APPROVAL
- ☐ SUBDIVISION PLAT OR CSM REVIEW
- ☐ ZONING DISTRICT CHANGE
- ☐ CONDITIONAL USE ZONING
- ☐ ANNEXATION REQUEST
- ☐ VARIANCE/BOARD OF APPEALS
- ☒ OTHER

DESCRIBE REQUEST: Requesting the City to vacate the full width of the southmost 140 +/- feet of the Grant Avenue public road right-of-way (i.e., the unbuilt portion of Grant Avenue lying south of Wilson Street).

PLEASE SUBMIT: FIVE (5) COPIES OF WRITTEN DESCRIPTION OF PROPOSAL OR REQUEST FOR CITY STAFF REVIEW -PLUS ELECTRONIC
FIVE (5) FULL SETS OF SUPPORTING DRAWINGS, SKETCHES OR SURVEY MAPS FOR CITY STAFF REVIEW PLUS ELECTRONIC
TEN (10) SETS OF PLANS (11" x 17" MAX) FOR PLAN COMMISSION REVIEW -PLUS ELECTRONIC

ELECTRONIC COPIES MAY BE SENT TO THANAMAN@CITYOCFEDARBURG.WI.GOV

The undersigned certifies that he/she has familiarized themselves with the State and Local codes and procedures pertaining to this application. The undersigned further hereby certifies that the information contained in this application is true and correct. This application shall be signed by the property owner(s).

PROPERTY OWNER(S) SIGNATURE: Thomas R Sear DATE: 12-05-24

FOR CITY STAFF USE ONLY

TOTAL FEE: $ 200 (SEE FEE SCHEDULE ON REVERSE PAGE) DATE FEE PAID: 12-19-24

APPLICATION AND FEE RECEIVED BY: Theresa Hanaman PLAN COMMISSION MEETING DATE: 1-6-25

ATTACHMENTS (CHECK IF RECEIVED):

☐ FIVE DESCRIPTIONS ☐ FIVE FULL-SIZE SETS ☐ THIRTEEN PLAN SETS

PROPERTY TAX KEY NO/PLAN COMMISSION FILE NO: 13-034-03-001.00

ZONING: I-1 ALDERMANIC DISTRICT: 3 PREVIOUS MEETING:

everyone in the facility for as long as needed. There are some financial projections where it would keep this as a profitable facility. Commissioner Arnett voiced that counties all over the state are closing these types of facilities because they are a burden on the taxpayer, but the Lasata Care Facility serves as a model for how care facilities should operate. Commissioner Arnett is in full support of this facility and thinks it's a real amenity to the county for folks to be able to age in place near their families.

There being no others wishing to speak, A motion was made by Council Member Fitzpatrick, seconded by Commissioner Bublitz, to close the Public Hearing at 7:49 p.m. Motion carried on a roll call vote with Commissioners Arnett, Voltz, Strautmanis, Bublitz, Scholz, Council member Fitzpatrick, and Mayor Thome voting aye.

Action:
The motion was made by Commissioner Arnett, seconded by Council Member Fitzpatrick to approve the request for a Conditional Use Permit subject to the Planners' conditions. The motion carried unanimously.

APPLICANT BLIND HORSE WINERY, IN C/O ARCHITECT JASON AHRENS WITH DISTINCTIVE DESIGN STUDIO, REQUESTS USE, SITE PLAN, AND ARCHITECTURAL PLAN AMENDMENT APPROVAL TO ADD THE ACCESSORY USES/STRUCTURES OF PERMANENT FOOD TRUCK/TRAILER, AND OUTDOOR WALK-IN FREEZER, TO THEIR RECENTLY APPROVED TASTING ROOM BUILDING/SITE/USE LOCATED AT W63 N674 WASHINGTON AVENUE. THIS PROPERTY IS OWNED BY ORMSBY ACQUISITIONS LLC.

Planner Censky reported: The applicant has withdrawn their application for the food truck/trailer. The outdoor walk-in freezer was conditionally approved by the Plan Commission on December 2, 2024.

APPLICANT FAITH LUTHERAN CHURCH, IN C/O CHURCH COUNCIL VICE PRESIDENT THOMAS SEAR, REQUESTS THAT THE CITY DISCONTINUE AND VACATE THE SOUTHMOST 130+/- FEET OF GRANT AVENUE AND REVERT TITLE/OWNERSHIP OF SUCH LANDS TO THE ABUTTING PROPERTY OWNER(S). THE CURRENT OWNER OF THE PUBLIC WAY PROPOSED TO BE DISCONTINUED AND VACATED IS THE CITY OF CEDARBURG.

Planner Censky reported: The applicant requests Plan Commission support in their request to have the City vacate this piece of unconstructed public road right-of-way and revert ownership thereof to Faith Lutheran Church as the owners of all the abutting lands.

It appears there are two methods to initiate this process:

1) Upon the written petition of the owners of all the frontage of the lots and lands abutting upon the public way sought to be discontinued, and of the owners of more than one-third of the frontage of the lots and lands abutting on that portion of the remainder of the public way which lies within 2,650 feet of the ends of the portion to be

discontinued, or lies within so much of that 2,650 feet as is within the corporate limits of the city, village or town. Or

2) Initiation by the Common Council by the introduction of a resolution declaring that since the public interest requires it, a public way or an unpaved alley is vacated and discontinued. No discontinuance of a public way under this subsection may result in a landlocked parcel of property.

Vacating this right-of-way would render two existing platted lots to become landlocked. The applicant is the owner of these two platted lots and expresses a willingness to quit claim those two lots into the larger parcel they own adjacent and south of the lots. There are publicly owned utilities in this area.

The City staff, including the Engineer/Director of Public Works, Wastewater, Public Works, Planner, and Light & Water, has reviewed this request and raises no objections to the proposed vacation of this right-of-way provided adequate easements are given, by survey and written instruments, to ensure permanent public access to these utilities for use and maintenance into the future.

If the Plan Commission is comfortable with the idea of vacating this right-of-way, a determination is needed whether to require the applicant to proceed with a petition as specified above, or whether the City should introduce a resolution declaring that since the public interest requires it, this area is to be vacated. Planner Censky would opine that the former is a more accurate description of the circumstances in this case. The Common Council would have to introduce that Resolution.

Commissioner Arnett asked Vice President Thomas Sear if the church would have any objections to consolidating the parcels. Vice President Thomas Sear replied they have plans for a future use for the parcel as a memorial kiosk and bench. Planner Censky noted that, at a minimum, the platted lots that would become landlocked by the vacation of this right-of-way are required to be consolidated into the existing parcels that *do* have Code-compliant public street frontage.

Action:
The motion was made by Commissioner Strautmanis, seconded by Council Member Fitzpatrick, to recommend to Common Council to discontinue and vacate the southernmost ~130 feet of Grant Avenue and that we do so in the public interest of consolidating all property into one ownership parcel in this area, including the westernmost strip of property (i.e., Outlot 1 Blk 3 Cedar Pointe Subdivision) provided it would not conflict with platting rules or conflict with the neighboring subdivision, also provided that adequate easements are given, by survey and written instruments, to ensure permanent public access to these utilities for use and maintenance into the future. The motion carried unanimously.

APPLICANT GORDON GOGGIN, D/B/A THE STILT HOUSE, REQUESTS APPROVAL TO RETAIN THE VESTIBULE TEMPORARY USE/STRUCTURE HE RECENTLY PLACED IN FRONT OF, AND ENCROACHING UPON THE PUBLIC RIGHT-OF-WAY/ SIDEWALK AT W62 N630 WASHINGTON AVENUE. THE PROPERTY OWNER IS NICK SCHUH TAVERN LLC IN C/O LANCE LICHTER.

CITY OF CEDARBURG

MEETING DATE: September 29, 2025 **ITEM NO:** B.

TITLE:
Discussion and possible action on Mayoral recommendation on virtual meetings and draft Policy CC-32

ISSUE SUMMARY:
This summary outlines a recommendation for the adoption of a new Hybrid and Virtual Meeting Policy (CC-32), which proposes a consistent framework for public meeting formats in Cedarburg. The policy is designed to enhance accessibility, operational clarity, and compliance with Wisconsin Open Meetings Law. If approved, the policy would take effect in January 2026. Formal adoption of the policy will be considered at a future Common Council meeting.
Interim Meeting Practices (Through December 2025)

Meeting Type	Current Format
Common Council	In-Person with Virtual Option
Plan Commission	In-Person with Virutal Option
Finance Committee	Virtual
All Other Boards/Committees	In-Person, some have virtual option

Proposed Format Designations (Effective January 2026)

Meeting Type	Proposed Format	Public Participation
Common Council	In-Person + Livestream	View-only via YouTube; no virtual public input
Plan Commission	In-Person + Livestream	View-only via YouTube; no virtual public input
Finance Committee	In-Person + Virtual Option for members only	No virtual public input;
All other Boards/Committees	In-Person Only	No livestream or virtual participation

Key Policy Elements

- **Livestreaming Standards:**
  Common Council and Plan Commission meetings will be livestreamed via the City's YouTube channel. Members of the body, or any city employee, officer, consultant, contractor, or any person conducting a presentation at the meeting may participate virtually with Mayoral approval, but public input will remain in-person only.
- **Finance Committee Format:**
  Finance Committee meetings will offer both in-person and virtual participation option for members only due to members calling in from work. Meetings will be held in the council chambers with virtual option. Public participation can be done in-person in the council chambers.
- **In-Person Meeting Requirements:**

All other boards, committees, and commissions will meet in person. Virtual options may be provided only when necessary for presentations or quorum.

- **Transparency Measures:**
  Meeting format and access details will be clearly stated in agendas and posted notices to ensure public awareness and accessibility.

STAFF RECOMMENDATION:
None

BOARD, COMMISSION OR COMMITTEE RECOMMENDATION:
None

BUDGETARY IMPACT:
None

ATTACHMENTS:
None

INITIATED/REQUESTED BY:

FOR MORE INFORMATION CONTACT:

CITY OF CEDARBURG
POLICY/PROCEDURE MANUAL

SUBJECT: HYBRID AND VIRTUAL MEETING POLICY CC-32

General: To establish a consistent and transparent framework for the format of public meetings conducted by the City of Cedarburg, ensuring accessibility, operational efficiency, and compliance with Wisconsin Open Meetings Law. This policy defines which meetings will be conducted in hybrid, virtual-only, or in-person formats.

Meeting Format Designations

Meeting Type	Format	Description
Common Council	In-Person + Livestream	Conducted in person. Public participation is not available virtually, but meetings will be live streamed via YouTube.
Plan Commission	In-Person + Livestream	Conducted in person. Public participation is not available virtually, but meetings will be live streamed via YouTube.
Finance Committee	In-Person + Virtual (members only)	Conducted in-person in the council chamber with approved video conferencing platform for members.
All Other Boards, Committees, and Commissions	In-Person Only	Conducted in person with no remote public participation option.

Hybrid Meeting Standards

To ensure consistency and clarity across all city meetings, the following standards apply:

- Livestream Availability:

  Common Council and Plan Commission meetings will be live streamed via the City's official YouTube channel. While these meetings are viewable online in real

time, virtual public participation will not be available. Council and Plan Commission members will have the ability to participate virtually with the Mayor's approval.

- In-Person + Virtual Meeting Protocols:

  Committees designated as "In-Person+Virtual Only" (e.g., Finance Committee) will be held in the council chambers with a virtual option for members using the approved video conferencing platform. These meetings include public participation via in-person at the council chambers.

- In-Person Meetings:

  All other boards, committees, and commissions will meet in person. No livestream or virtual participation options will be provided unless otherwise specified. Virtual option can be provided by as deemed necessary to hold a meeting and/or view a presentation.

- Public Notification:

  Meeting format and access details will be clearly stated in agendas and posted notices to ensure transparency and accessibility.

Review and Updates

This policy shall be reviewed annually by the City Administrator, Mayor and Common Council and updated as needed to reflect technological advancements, legal requirements, and community needs.

CITY OF CEDARBURG

MEETING DATE: September 29, 2025 **ITEM NO:** C.

TITLE:
Discussion and possible action on Mayoral appointments to the Light & Water Commission and the Community Development Authority

ISSUE SUMMARY:
The following members' terms expire at the end of September, and the Mayor plans to reappoint for another term:

Mark O'Neill - Community Development Authority
Tim Larson - Light & Water Commission
David Pagel - Light & Water Commission

STAFF RECOMMENDATION:
Approve

BOARD, COMMISSION OR COMMITTEE RECOMMENDATION:
None

BUDGETARY IMPACT:
None

ATTACHMENTS:
None

INITIATED/REQUESTED BY:
Tracie Sette

FOR MORE INFORMATION CONTACT:
Tracie Sette, City Clerk

CITY OF CEDARBURG

MEETING DATE: September 29, 2025 **ITEM NO:** D.

TITLE:
Discussion and possible action on review of 2026 proposed City Budget

ISSUE SUMMARY:
The attached first draft of the proposed 2026 City Budget reflects an estimated assessed tax rate of $7.39 per $1,000 of valuation—an increase of $0.53 over the 2025 rate of $6.86.

Year-over-Year Increase
2025 Tax Rate: $6.86 per $1,000
2026 Tax Rate: $7.39 per $1,000
Difference: $0.53 per $1,000
Estimated Increase for a $550,000 Home: $291.50

Allowable Levy Increase
The allowable levy under state levy limit is $13,748,175 which is an increase of $530,799 from 2025. *Please note that TID levy's are not included in the levy limit calculations. Majority of this increase is due to increase in borrowing (debt service payments) for 2025/2026 street improvement projects.

Key priorities for 2026 include:
- Addition of an HR/Payroll staff position
- Completion of the South Washington Avenue reconstruction project

Estimated Levy Adjustments:
- General Fund Levy: Increase of $265,503
- Capital Levy: Decrease of $334,060 (offset by use of capital fund balance)
- Tax Increment District (TID) Levy: Increase of $263,497
- Fire & EMS Levy: No change
- Pool and Library Levies: No change
- Debt Service Levy: Increase of $599,356 (reflecting 2025–2026 street improvement borrowing)

General Fund
The General Fund is proposed to utilize $89,000 in fund balance for one-time expenses, including retirement payouts and IT upgrades (phone and cloud-based services). This results in a projected year-end fund balance of $4,556,764, which remains well within the City's adopted fund balance policy:

"A general fund unassigned fund balance shall be maintained as of December 31 of each year equal to a minimum of 20% and a maximum of 35% of the ensuing year's general operating budget"

2026 Proposed General Fund Operating Budget: $11,397,911

- 20% Threshold: $2,279,582
- 35% Threshold: $3,989,269

Capital Improvements and Borrowing: To support infrastructure needs, the budget includes proposed borrowing of $4,340,000 for 2026 street and utility repairs, as well as potential funding for the Creekwalk extension. This borrowing aligns with the broader 2025 capital financing strategy which borrowed for two (2) years of projects. An additional $839,140 in capital fund balance will be applied, leaving a projected year-end capital fund balance of $503,876.

Debt Service Fund: To support debt service, $168,152 in fund balance will be utilized, resulting in a projected year-end balance of $33,379. As a best practice, the Debt Service Fund should maintain a minimal fund balance.

A comprehensive budget presentation will be provided at the October 13, 2025 Common Council meeting. All department heads will be present to answer questions and receive feedback.

STAFF RECOMMENDATION:
None

BOARD, COMMISSION OR COMMITTEE RECOMMENDATION:
The Finance Committee reviewed the proposed budget and the updated Ehlers Financial Management Plan at its September 18, 2025 meeting. The Committee expressed support for the proposed budget and affirmed the continued use of debt financing for infrastructure improvements.

BUDGETARY IMPACT:
Establishes the fiscal year 2026 City Budget.

ATTACHMENTS:

1. Tax Levy 2026 (Draft 9.23.25)
2. 2026 Budget - General Fund (draft 9.24.25)
3. 2026 Budget - Special Revenue Funds (draft 9.24.25)
4. Capital 2026-2032 (draft 9.24.25)
5. 2026 Budget - Capital (draft 9.24.25)
6. 2026 Debt (draft 9.24.25)
7. 2026 Budget - Debt (draft 9.24.25)

INITIATED/REQUESTED BY:
Mikko Hilvo, Kelly Livingston, Maureen Hartjes

FOR MORE INFORMATION CONTACT:
Mikko Hilvo, City Administrator
Kelly Livingston, Finance Director
Maureen Hartjes, Deputy Finance Director

DRAFT (9.23.25)

City of Cedarburg—Tax Levy History

City Tax Levies	2022 Actual	2023 Actual	2024 Actual	2025 Actual	2026 Proposed	% Change 2025/2026
General Fund Levy—Operating	6,613,734	6,818,191	6,818,981	7,358,340	7,623,843	3.6%
Capital Improvement Levy	1,620,000	1,720,000	1,920,000	2,218,930	1,884,870	-15.1%
Special Revenue Fund Levy—Library	771,194	771,194	794,550	794,550	794,550	0.0%
TIF District - City Portion	106,691	177,063	232,674	362,506	626,003	72.7%
Special Revenue Fund Levy—Pool	69,216	69,216	69,216	69,216	69,216	0.0%
Special Revenue Fund Levy-Fire&EMS	0	464,199	536,971	1,829,273	1,829,273	0.0%
Debt Service Levy	1,982,178	1,365,047	1,434,055	947,067	1,546,423	63.3%
Total City Levy	11,163,013	11,384,910	11,806,447	13,579,882	14,374,178	5.8%
Other Taxing Bodies						
Cedarburg Schools—Operating	12,357,761	12,637,461	13,919,387	14,632,773	-	-100.0%
Cedarburg Schools—TIFs	119,510	200,038	280,364	402,070	-	-100.0%
Ozaukee County—Operating	2,499,849	2,719,177	2,785,882	2,821,077	-	-100.0%
Ozaukee County—TIFs	24,122	42,958	56,005	77,372	-	-100.0%
State of Wisconsin					-	-
M.A.T.C.—Operating	1,683,291	1,752,402	1,795,168	1,805,158	-	-100.0%
M.A.T.C.—TIFs	16,243	27,685	36,089	49,509	-	-100.0%
Total Tax Levy (Gross)	27,863,789	28,764,631	30,679,342	33,367,841	14,374,178.00	-56.9%
- State School Credit	(2,319,747)	(2,274,879)	(2,829,445)	(2,981,175)	-	5.4%
Total Tax Levy (Net)	25,544,042	26,489,752	27,849,897	30,386,667	14,374,178.00	9.1%
Equalized Valuation	1,683,699,600	1,978,343,600	2,188,678,700	2,316,507,800	2,557,946,100	10.4%
City Equalized Tax Rate	6.63	**5.75**	**5.39**	**5.86**	**5.62**	-4.1%
School District Equalized Tax Rate	7.35	**6.39**	**6.36**	**6.32**	**0.00**	-100.0%
Total Equalized Tax Rate	15.18	**13.39**	**12.72**	**13.12**	**5.62**	-57.2%
Assessed Valuation	1,387,914,930	1,905,407,280	1,948,098,760	1,979,875,800	*1,944,039,036*	-1.8%
Assessment Ratio	82.43%	96.31%	89.01%	85.47%	*76.00%*	-11.1%
Tax Rates (Per $1,000 A.V.)						
City of Cedarburg	8.04	5.98	6.06	6.86	7.39	7.7%
Cedarburg School District	9.01	6.74	7.29	7.59	0.00	-100.0%
Ozaukee County	1.82	1.45	1.46	1.46	0.00	-100.0%
State of Wisconsin						#DIV/0!
M.A.T.C.	1.22	0.93	0.94	0.94	0.00	-100.0%
Total Tax Rate (Gross)	20.09	15.10	15.75	16.85	7.39	-56.1%
- State School Credit	(1.67)	(1.19)	(1.45)	(1.51)	-	-100.0%
Total Tax Rate (Net)	18.42	13.91	14.30	15.34	7.39	-51.8%

GL NUMBER	DESCRIPTION	2025 ACTIVITY THRU 12/31/25	2025 COUNCIL APPROVED BUDGET	2026 FINANCE REVIEW BUDGET	2026 FINANCE REVIEW AMT CHANGE
Function: Unclassified					
Dept 000000					
Revenue					
100-000000-411111	REAL ESTATE TAXES	7,358,340	7,358,340	7,623,843	265,503
100-000000-411310	TAX EQUIVALENT - UTILITY	637,183	815,791	810,000	(5,791)
100-000000-411900	INTEREST - DELIN SPEC ASSESS	240			
100-000000-423200	SPECIAL ASSESSMENT REVENUE	315			
100-000000-435100	STATE SHARED REVENUES	75,829	522,172	540,167	17,995
100-000000-435102	EXPENDITURE RESTRAINT GRANT	108,780	108,780		(108,780)
100-000000-435104	STATE PERSONAL PROPERTY AID	103,767	103,767	103,767	
100-000000-435105	STATE AID CABLE FRANCHISE FEES	29,585	29,585	29,585	
100-000000-435300	STATE TRANSPORATION AIDS	558,889	745,185	745,185	
100-000000-435302	STATE COMPUTER AIDS	21,048	21,048	21,048	
100-000000-435420	STATE GRANT - RECYCLING	37,992	38,019	37,992	(27)
100-000000-441110	LIQUOR & BEER LICENSES	23,535	31,767	25,000	(6,767)
100-000000-441122	DIRECT SELLER LICENSES	590	600	600	
100-000000-441123	CIGARETTE LICENSES	500	500	500	
100-000000-441124	OPERATOR LICENSES	14,465	13,000	14,000	1,000
100-000000-441125	BICYCLE LICENSES	15	40		(40)
100-000000-441126	DOG & CAT LICENSES	220	100	200	100
100-000000-441127	CABLE TV FRANCHISE FEES	46,850	116,000	116,000	
100-000000-441128	TRANSIENT PERMIT FEES		250	250	
100-000000-443500	BUILDING PERMITS	98,180	90,000	100,000	10,000
100-000000-443501	ELECTRICAL PERMITS	26,936	30,000	35,000	5,000
100-000000-443502	PLUMBING PERMITS	22,245	25,000	30,000	5,000
100-000000-443503	TECHNOLOGY FEE	678		500	500
100-000000-443505	HEATING/AIR COND PERMITS	18,114	20,000	25,000	5,000
100-000000-443506	DRIVE OPENING PERMITS	300	1,500	500	(1,000)
100-000000-443507	EROSION CONTROL PERMITS	4,537	3,000	4,000	1,000
100-000000-443508	OCCUPANCY PERMITS	5,335	4,500	5,000	500
100-000000-443509	SIGN PERMITS	2,629	1,500	2,000	500
100-000000-443510	STREET OPENING PERMITS	6,894	5,000	6,000	1,000
100-000000-443511	MISCELLANEOUS PERMIT FEES	7,071	4,000	6,000	2,000
100-000000-443512	BLDG INSPECTION PLAN REVIEW	21,577	12,000	20,000	8,000
100-000000-443513	STORMWATER MGMT PERMIT	264	500	500	
100-000000-443514	PLAN REVIEW	4,115	3,000	3,000	
100-000000-451101	COURT PENALTIES & COSTS	11,472	24,000	24,000	
100-000000-451301	PARKING VIOLATIONS	10,139	20,000	15,000	(5,000)
100-000000-451302	WINTER PARKING PERMITS	300		4,000	4,000
100-000000-461151	TREASURERS OFFICE FEES	1,739	21,363	3,000	(18,363)
100-000000-461152	LICENSE PUBLICATION FEES	960	850	960	110
100-000000-461153	ASSESSORS OFFICE FEES	5,045	5,000	5,000	
100-000000-461155	ENGINEERING FEES	630	1,000	1,000	
100-000000-461156	BUILDING INSPECT - HOUSE NOS	1,280	2,000	2,000	
100-000000-461157	STATE TAG FEE	1,400	2,500	2,000	(500)
100-000000-462140	POLICE DEPARTMENT FEES	5,608	5,000	5,000	
100-000000-462141	ALARM PERMIT FEES	400		350	350
100-000000-462145	FALSE ALARM FEES	1,840	100	1,000	900
100-000000-463101	PUBLIC WORKS FEES	17,394	20,000	20,000	
100-000000-463103	CELEBRATIONS REVENUE	34,885	20,000	35,000	15,000
100-000000-464125	WEED MOWING FEES		1,000		(1,000)
100-000000-467200	PARK RENTAL FEES	7,299	8,500	8,500	
100-000000-467435	SENIOR CENTER FEES	52,163	57,000	63,000	6,000
100-000000-473405	LANDFILL MONITOR - TOWN		2,165	2,000	(165)
100-000000-473409	EMERGENCY MNGMT-TOWN	135		100	100
100-000000-473500	SCHOOL DIST - CROSSING GUARDS	37,842	50,000	50,000	
100-000000-474100	HR TRANSFER (LIB & WRC)			11,000	11,000
100-000000-474111	FD - ADMIN LABOR	18,363		18,914	18,914
100-000000-474210	ROOM TAX - ADMIN LABOR	2,453	3,000	5,750	2,750
100-000000-474510	TID - ADMIN LABOR	3,000	3,000	3,000	
100-000000-481100	INVESTMENT INCOME	278,674	319,000	400,000	81,000
100-000000-482215	RENT - CITY PROPERTY	4,615	4,270	4,500	230
100-000000-482220	RENT - CITY MONOPOLE	128,993	215,000	240,000	25,000
100-000000-485550	DONATIONS	780	16,000	10,000	(6,000)
100-000000-486000	MISCELLANEOUS REVENUE	1,727	6,000	6,000	
100-000000-487000	CHANGE IN MARKET VALUE	50,580			
100-000000-491220	TRANSFER FROM REC PROG FND	40,000	40,000	40,000	
100-000000-491270	TRANSFER FROM EMS	22,200		22,200	22,200
TOTAL REVENUE		9,978,934	10,951,692	11,308,911	357,219
NET OF REVENUES/APPROPRIATIONS - 000000 -		9,978,934	10,951,692	11,308,911	357,219
NET OF REVENUES/APPROPRIATIONS - Unclassified		9,978,934	10,951,692	11,308,911	357,219

Function: GENERAL GOVERNMENT
Dept 511100 - COUNCIL
Expenditure

GL NUMBER	DESCRIPTION	2025 ACTIVITY THRU 12/31/25	2025 COUNCIL APPROVED BUDGET	2026 FINANCE REVIEW BUDGET	2026 FINANCE REVIEW AMT CHANGE
Function: GENERAL GOVERNMENT					
Dept 511100 - COUNCIL					
Expenditure					
100-511100-500111	SALARIES	11,354	16,800	16,800	
100-511100-500151	FICA	869	1,285	1,285	
100-511100-500165	WORKERS COMP INS	7	35	27	(8)
100-511100-500320	PROF PUBLICATIONS AND DUES	8,130	8,500	8,500	
100-511100-500330	TRAVEL & TRAINING	66	225	225	
100-511100-500390	OTHER EXPENSES	575	643	643	
TOTAL EXPENDITURE		21,001	27,488	27,480	(8)
NET OF REVENUES/APPROPRIATIONS - 511100 - COUNCIL		(21,001)	(27,488)	(27,480)	(8)
Dept 513100 - MAYOR					
Expenditure					
100-513100-500111	SALARIES	4,154	6,000	6,000	
100-513100-500151	FICA	318	459	459	
100-513100-500165	WORKERS COMP INS	3	13	10	(3)
100-513100-500225	TELEPHONE/COMMUNICATIONS	120	104	150	46
100-513100-500330	TRAVEL & TRAINING		400	400	
100-513100-500343	AWARDS, SUPPLIES	157	500	500	
100-513100-500390	OTHER EXPENSES	30	250	250	
TOTAL EXPENDITURE		4,782	7,726	7,769	43
NET OF REVENUES/APPROPRIATIONS - 513100 - MAYOR		(4,782)	(7,726)	(7,769)	43
Dept 513200 - CITY ADMINISTRATOR					
Expenditure					
100-513200-500111	SALARIES	98,371	145,584	152,859	7,275
100-513200-500151	FICA	7,525	11,137	11,694	557
100-513200-500152	RETIREMENT	6,838	10,112	11,006	894
100-513200-500154	HEALTH INSURANCE	23,247	27,897	28,559	662
100-513200-500158	DEFERRED COMP CONTRIBUTION		11,647		(11,647)
100-513200-500165	WORKERS COMP INS	49	234	245	11
100-513200-500225	TELEPHONE/COMMUNICATIONS	636	650	935	285
100-513200-500310	OFFICE SUPPLIES	51	200	200	
100-513200-500320	PROF PUBLICATIONS AND DUES	942	1,600	1,600	
100-513200-500330	TRAVEL & TRAINING	1,135	3,500	3,500	
TOTAL EXPENDITURE		138,794	212,561	210,598	(1,963)
NET OF REVENUES/APPROPRIATIONS - 513200 - CITY ADMI		(138,794)	(212,561)	(210,598)	(1,963)
Dept 513300 - HUMAN RESOURCES MANAGER					
Expenditure					
100-513300-500111	SALARIES			56,576	56,576
100-513300-500151	FICA			4,328	4,328
100-513300-500152	RETIREMENT			4,073	4,073
100-513300-500154	HEALTH INSURANCE			22,847	22,847
100-513300-500165	WORKERS COMP INS			91	91
100-513300-500210	PROFESSIONAL SERVICES			1,600	1,600
100-513300-500225	TELEPHONE/COMMUNICATIONS			650	650
100-513300-500310	OFFICE SUPPLIES			500	500
100-513300-500320	PROF PUBLICATIONS AND DUES			1,000	1,000
100-513300-500330	TRAVEL & TRAINING			1,000	1,000
100-513300-500380	EQUIPMENT/CAPITAL OUTLAY			2,000	2,000
TOTAL EXPENDITURE				94,665	94,665
NET OF REVENUES/APPROPRIATIONS - 513300 - HUMAN RES				(94,665)	94,665
Dept 514100 - CITY CLERK					
Expenditure					
100-514100-500111	SALARIES	100,376	155,064	161,267	6,203
100-514100-500125	PART TIME SALARIES/SEASONAL	13,405	23,484	24,189	705
100-514100-500151	FICA	8,654	13,659	14,188	529
100-514100-500152	RETIREMENT	6,978	10,777	11,612	835
100-514100-500154	HEALTH INSURANCE	46,495	55,793	57,119	1,326
100-514100-500155	LIFE INSURANCE	52	77	81	4
100-514100-500165	WORKERS COMP INS	63	304	297	(7)
100-514100-500210	PROFESSIONAL SERVICES	3,515	4,000	4,000	
100-514100-500225	TELEPHONE/COMMUNICATIONS	321	500	500	
100-514100-500240	REPAIR AND MAINTENANCE		400	400	
100-514100-500310	OFFICE SUPPLIES	630	3,000	3,000	
100-514100-500311	RECORDING FEES	697	150	600	450
100-514100-500312	COMPUTER/COPIER SUPPLIES		2,000	2,000	
100-514100-500315	POSTAGE	10,596	12,000	15,000	3,000
100-514100-500320	PROF PUBLICATIONS AND DUES	967	2,000	2,000	
100-514100-500325	LEGAL PUBLICATIONS	3,624	4,500	4,500	

GL NUMBER	DESCRIPTION	2025 ACTIVITY THRU 12/31/25	2025 COUNCIL APPROVED BUDGET	2026 FINANCE REVIEW BUDGET	2026 FINANCE REVIEW AMT CHANGE
Function: GENERAL GOVERNMENT					
Dept 514100 - CITY CLERK					
Expenditure					
100-514100-500330	TRAVEL & TRAINING	1,169	1,500	1,500	
100-514100-500380	EQUIPMENT OUTLAY		600	600	
TOTAL EXPENDITURE		197,542	289,808	302,853	13,045
NET OF REVENUES/APPROPRIATIONS - 514100 - CITY CLER		(197,542)	(289,808)	(302,853)	13,045
Dept 514200 - ELECTIONS					
Expenditure					
100-514200-500111	SALARIES	8,172	9,000	17,000	8,000
100-514200-500151	FICA	43	200	1,300	1,100
100-514200-500165	WORKERS COMP INS	10	48	27	(21)
100-514200-500310	OFFICE SUPPLIES	6,787	8,000	11,000	3,000
100-514200-500321	ELECTIONS LEGAL NOTICES	276	500	500	
100-514200-500380	EQUIPMENT OUTLAY	1,900	7,500	5,000	(2,500)
TOTAL EXPENDITURE		17,188	25,248	34,827	9,579
NET OF REVENUES/APPROPRIATIONS - 514200 - ELECTIONS		(17,188)	(25,248)	(34,827)	9,579
Dept 514700 - TECHNOLOGY					
Expenditure					
100-514700-500210	PROFESSIONAL SERVICES	29,123	42,000	72,880	30,880
100-514700-500220	INTERNET	6,915	16,000	14,000	(2,000)
100-514700-500380	EQUIPMENT/SOFTWARE	86,523	112,000	132,496	20,496
100-514700-500385	EQUIPMENT OUTLAY	9,588	10,000	12,000	2,000
TOTAL EXPENDITURE		132,149	180,000	231,376	51,376
NET OF REVENUES/APPROPRIATIONS - 514700 - TECHNOLOG		(132,149)	(180,000)	(231,376)	51,376
Dept 515400 - ASSESSOR S OFFICE					
Expenditure					
100-515400-500210	PROFESSIONAL SERVICES	72,930	87,500	87,500	
100-515400-500225	TELEPHONE/COMMUNICATIONS	230	200	315	115
100-515400-500312	COMPUTER/COPIER SUPPLIES		2,410	2,410	
100-515400-500323	STATE OF WI FEES		1,550	1,550	
TOTAL EXPENDITURE		73,160	91,660	91,775	115
NET OF REVENUES/APPROPRIATIONS - 515400 - ASSESSOR		(73,160)	(91,660)	(91,775)	115
Dept 515600 - TREASURER S OFFICE					
Expenditure					
100-515600-500111	SALARIES	90,408	137,438	140,084	2,646
100-515600-500121	PART TIME SALARIES	33,271	62,245	40,747	(21,498)
100-515600-500135	SICK PAY OUT			27,101	27,101
100-515600-500151	FICA	9,398	15,279	13,834	(1,445)
100-515600-500152	RETIREMENT	7,735	13,878	12,243	(1,635)
100-515600-500154	HEALTH INSURANCE	33,476	40,171	48,644	8,473
100-515600-500155	LIFE INSURANCE	102	110	54	(56)
100-515600-500165	WORKERS COMP INS	71	340	330	(10)
100-515600-500210	PROFESSIONAL SERVICES	33,689	40,000	40,000	
100-515600-500225	TELEPHONE/COMMUNICATIONS	754	1,000	1,000	
100-515600-500310	OFFICE SUPPLIES	4,215	5,517	5,500	(17)
100-515600-500320	PROF PUBLICATIONS AND DUES	729	1,000	1,000	
100-515600-500330	TRAVEL & TRAINING	50	2,000	2,000	
100-515600-500380	EQUIPMENT OUTLAY			500	500
100-515600-500390	OTHER EXPENSES	574	3,000	3,450	450
TOTAL EXPENDITURE		214,472	321,978	336,487	14,509
NET OF REVENUES/APPROPRIATIONS - 515600 - TREASURER		(214,472)	(321,978)	(336,487)	14,509
Dept 515900 - INDEPENDENT AUDIT					
Expenditure					
100-515900-500210	PROFESSIONAL SERVICES	82,726	90,000	90,000	
TOTAL EXPENDITURE		82,726	90,000	90,000	
NET OF REVENUES/APPROPRIATIONS - 515900 - INDEPENDE		(82,726)	(90,000)	(90,000)	
Dept 516100 - CITY ATTORNEY					
Expenditure					
100-516100-500211	EXTRAORDINARY SERVICES	21,535	40,000	40,000	
TOTAL EXPENDITURE		21,535	40,000	40,000	
NET OF REVENUES/APPROPRIATIONS - 516100 - CITY ATTO		(21,535)	(40,000)	(40,000)	

GL NUMBER	DESCRIPTION	2025 ACTIVITY THRU 12/31/25	2025 COUNCIL APPROVED BUDGET	2026 FINANCE REVIEW BUDGET	2026 FINANCE REVIEW AMT CHANGE
Function: GENERAL GOVERNMENT					
Dept 518100 - CITY HALL					
Expenditure					
100-518100-500111	SALARIES	45,285	79,829	80,156	327
100-518100-500112	OVERTIME		1,000	1,500	500
100-518100-500151	FICA	3,464	6,069	6,247	178
100-518100-500152	RETIREMENT	3,174	5,514	5,879	365
100-518100-500154	HEALTH INSURANCE	13,227	25,808	16,250	(9,558)
100-518100-500155	LIFE INSURANCE	52	60	81	21
100-518100-500165	WORKERS COMP INS		2,365	2,041	(324)
100-518100-500222	ELECTRIC	12,375	22,000	18,000	(4,000)
100-518100-500224	NATURAL GAS	11,137	21,000	18,000	(3,000)
100-518100-500225	TELEPHONE/COMMUNICATIONS	3,407	3,000	5,000	2,000
100-518100-500226	WATER SERVICE	3,200	5,500	5,500	
100-518100-500240	REPAIR AND MAINTENANCE	24,002	37,000	38,000	1,000
100-518100-500350	OPERATING SUPPLIES	2,452	12,000	12,000	
100-518100-500380	EQUIPMENT OUTLAY	6,078	22,000	23,000	1,000
TOTAL EXPENDITURE		127,853	243,145	231,654	(11,491)
NET OF REVENUES/APPROPRIATIONS - 518100 - CITY HALL		(127,853)	(243,145)	(231,654)	(11,491)
Dept 519200 - EMPLOYEE RELATIONS					
Expenditure					
100-519200-500161	EAP/125 ADMIN	2,536	2,300	2,600	300
100-519200-500335	LEADERSHIP DEVELOPMENT	400	400		(400)
100-519200-500343	AWARDS, SUPPLIES	1,667	6,496	6,500	4
TOTAL EXPENDITURE		4,603	9,196	9,100	(96)
NET OF REVENUES/APPROPRIATIONS - 519200 - EMPLOYEE		(4,603)	(9,196)	(9,100)	(96)
Dept 519400 - INSURANCE COSTS					
Expenditure					
100-519400-500510	PROPERTY INSURANCE	2,694	3,300	3,300	
100-519400-500512	LIABILITY INSURANCE	11,447	10,174	12,020	1,846
100-519400-500520	SURETY BONDS		653	650	(3)
TOTAL EXPENDITURE		14,141	14,127	15,970	1,843
NET OF REVENUES/APPROPRIATIONS - 519400 - INSURANCE		(14,141)	(14,127)	(15,970)	1,843
NET OF REVENUES/APPROPRIATIONS - GENERAL GOVERNMENT		(1,049,946)	(1,552,937)	(1,724,554)	171,617
Function: PUBLIC SAFETY					
Dept 522100 - POLICE STATION					
Expenditure					
100-522100-500111	SALARIES	19,739	19,779	20,370	591
100-522100-500112	OVERTIME		500		(500)
100-522100-500151	FICA	1,423	1,551	1,558	7
100-522100-500152	RETIREMENT	1,372	1,409	1,467	58
100-522100-500154	HEALTH INSURANCE	3,779	11,158	4,642	(6,516)
100-522100-500155	LIFE INSURANCE			3	3
100-522100-500165	WORKERS COMP INS	584	590	509	(81)
100-522100-500222	ELECTRIC	23,367	30,945	31,000	55
100-522100-500224	NATURAL GAS	10,921	13,000	15,000	2,000
100-522100-500226	WATER SERVICE	1,088	1,555	1,650	95
100-522100-500240	REPAIR AND MAINTENANCE	12,521	40,866	40,000	(866)
100-522100-500340	MAINTENANCE SUPPLIES	2,291	4,500	4,500	
100-522100-500510	PROPERTY INSURANCE	1,672	3,500	3,500	
TOTAL EXPENDITURE		78,757	129,353	124,199	(5,154)
NET OF REVENUES/APPROPRIATIONS - 522100 - POLICE ST		(78,757)	(129,353)	(124,199)	(5,154)
Dept 522110 - POLICE ADMINISTRATION					
Expenditure					
100-522110-500111	SALARIES	81,559	122,567	128,703	6,136
100-522110-500112	OVERTIME		5,500		(5,500)
100-522110-500122	OFFICE/DISPATCHERS	160,669	241,467	251,046	9,579
100-522110-500134	HOLIDAY PAY		13,000		(13,000)
100-522110-500135	SICK PAY OUT		2,155	2,136	(19)
100-522110-500151	FICA	19,044	29,429	29,366	(63)
100-522110-500152	RETIREMENT	23,484	36,539	37,395	856
100-522110-500154	HEALTH INSURANCE	48,543	60,171	61,373	1,202
100-522110-500155	LIFE INSURANCE	39	42	73	31
100-522110-500165	WORKERS COMP INS	711	3,412	3,163	(249)
100-522110-500212	ATTORNEY/CONSULTANT	20,452	30,000	28,000	(2,000)
100-522110-500213	ANIMAL POUND	293	1,500	1,500	
100-522110-500225	TELEPHONE/COMMUNICATIONS	25,856	36,000	38,000	2,000
100-522110-500240	REPAIR AND MAINTENANCE	27,068	72,000	91,500	19,500

GL NUMBER	DESCRIPTION	2025 ACTIVITY THRU 12/31/25	2025 COUNCIL APPROVED BUDGET	2026 FINANCE REVIEW BUDGET	2026 FINANCE REVIEW AMT CHANGE
Function: PUBLIC SAFETY					
Dept 522110 - POLICE ADMINISTRATION					
Expenditure					
100-522110-500310	OFFICE SUPPLIES	5,522	6,500	6,500	
100-522110-500313	PRINTING-NEWSLETTERS, ETC	880	3,500	3,500	
100-522110-500320	PROF PUBLICATIONS AND DUES	850	1,500	1,500	
100-522110-500330	TRAVEL & TRAINING	1,757	6,000	6,000	
100-522110-500346	UNIFORMS	141	3,000	3,000	
100-522110-500347	SUPPLIES AND EXPENSES	467	300	300	
100-522110-500380	EQUIPMENT OUTLAY	2,361	23,000	23,000	
100-522110-500390	OTHER EXPENSES	158	2,000	2,000	
100-522110-500512	LIABILITY INSURANCE	45,005	40,000	47,250	7,250
TOTAL EXPENDITURE		464,859	739,582	765,305	25,723
NET OF REVENUES/APPROPRIATIONS - 522110 - POLICE AD		(464,859)	(739,582)	(765,305)	25,723
Dept 522120 - POLICE PATROL DIVISION					
Expenditure					
100-522120-500111	SALARIES	1,266,414	1,932,312	2,033,307	100,995
100-522120-500112	OVERTIME	65,577	59,000	59,000	
100-522120-500123	CROSSING GUARDS	31,231	54,225	70,200	15,975
100-522120-500129	BILLABLE WAGES	(68,869)	(75,000)	(75,000)	
100-522120-500134	HOLIDAY PAY		66,928	66,928	
100-522120-500135	SICK PAY OUT		6,308	4,595	(1,713)
100-522120-500151	FICA	105,971	157,938	167,765	9,827
100-522120-500152	RETIREMENT	200,463	310,177	321,726	11,549
100-522120-500154	HEALTH INSURANCE	273,268	413,381	355,934	(57,447)
100-522120-500155	LIFE INSURANCE	200	306	338	32
100-522120-500159	LONGEVITY		9,240	10,878	1,638
100-522120-500165	WORKERS COMP INS	49,338	49,809	47,906	(1,903)
100-522120-500240	REPAIR AND MAINTENANCE	8,378	35,000	35,000	
100-522120-500330	TRAVEL & TRAINING	11,300	27,000	30,000	3,000
100-522120-500346	UNIFORMS	26,387	50,000	52,000	2,000
100-522120-500347	SUPPLIES AND EXPENSES	2,055	5,500	5,500	
100-522120-500351	GAS AND OIL EXPENSE	26,594	50,000	50,000	
100-522120-500352	K-9 UNIT EXPENSE		3,000	3,000	
100-522120-500380	EQUIPMENT OUTLAY	26,605	33,000	46,000	13,000
100-522120-500390	OTHER EXPENSES	180	1,750	1,750	
100-522120-500510	PROPERTY INSURANCE	4,408	3,500	4,628	1,128
TOTAL EXPENDITURE		2,029,500	3,193,374	3,291,455	98,081
NET OF REVENUES/APPROPRIATIONS - 522120 - POLICE PA		(2,029,500)	(3,193,374)	(3,291,455)	98,081
Dept 522130 - POLICE INVESTIGATIVE DIVISION					
Expenditure					
100-522130-500111	SALARIES	140,715	217,196	217,540	344
100-522130-500112	OVERTIME	2,286	2,980	2,980	
100-522130-500129	BILLABLE WAGES	2,441			
100-522130-500134	HOLIDAY PAY		1,444	1,444	
100-522130-500135	SICK PAY OUT		860	1,638	778
100-522130-500151	FICA	11,126	17,020	17,105	85
100-522130-500152	RETIREMENT	21,961	33,372	33,049	(323)
100-522130-500154	HEALTH INSURANCE	46,495	33,755	57,119	23,364
100-522130-500155	LIFE INSURANCE	51	21	21	
100-522130-500159	LONGEVITY		740	404	(336)
100-522130-500165	WORKERS COMP INS	6,344	6,405	4,750	(1,655)
100-522130-500210	PROFESSIONAL SERVICES	1,857	2,500	4,500	2,000
100-522130-500310	OFFICE SUPPLIES	1,000	3,500	3,500	
100-522130-500330	TRAVEL & TRAINING	1,947	3,000	3,000	
100-522130-500346	UNIFORMS	350	1,500	1,500	
TOTAL EXPENDITURE		236,573	324,293	348,550	24,257
NET OF REVENUES/APPROPRIATIONS - 522130 - POLICE IN		(236,573)	(324,293)	(348,550)	24,257
Dept 522310 - BUILDING INSPECTION					
Expenditure					
100-522310-500111	SALARIES	89,808	134,980	147,569	12,589
100-522310-500151	FICA	6,831	10,326	11,289	963
100-522310-500152	RETIREMENT	6,243	9,381	10,625	1,244
100-522310-500154	HEALTH INSURANCE	46,495	55,794	57,119	1,325
100-522310-500155	LIFE INSURANCE	28	31	54	23
100-522310-500165	WORKERS COMP INS	2,301	2,758	2,447	(311)
100-522310-500210	PROFESSIONAL SERVICES	3,983	12,000	15,000	3,000
100-522310-500225	TELEPHONE/COMMUNICATIONS	1,712	1,200	2,500	1,300
100-522310-500310	OFFICE SUPPLIES	2,567	4,700	5,500	800
100-522310-500320	PROF PUBLICATIONS AND DUES	250	150	500	350
100-522310-500330	TRAVEL & TRAINING	1,013	900	1,200	300

GL NUMBER	DESCRIPTION	2025 ACTIVITY THRU 12/31/25	2025 COUNCIL APPROVED BUDGET	2026 FINANCE REVIEW BUDGET	2026 FINANCE REVIEW AMT CHANGE
Function: PUBLIC SAFETY					
Dept 522310 - BUILDING INSPECTION					
Expenditure					
100-522310-500351	GAS AND OIL EXPENSE	638	1,100	1,200	100
100-522310-500512	LIABILITY INSURANCE	2,503	2,225	2,628	403
TOTAL EXPENDITURE		164,372	235,545	257,631	22,086
NET OF REVENUES/APPROPRIATIONS - 522310 - BUILDING		(164,372)	(235,545)	(257,631)	22,086
Dept 522360 - WEIGHTS & MEASURES INSPECTION					
Expenditure					
100-522360-500214	WEIGHTS AND MEASURES INSPECT	2,250	2,250		(2,250)
TOTAL EXPENDITURE		2,250	2,250		(2,250)
NET OF REVENUES/APPROPRIATIONS - 522360 - WEIGHTS &		(2,250)	(2,250)		(2,250)
Dept 522410 - EMERGENCY MANAGEMENT					
Expenditure					
100-522410-500121	PART TIME SALARIES	949			
100-522410-500151	FICA	96			
100-522410-500165	WORKERS COMP INS	53	64	64	
100-522410-500220	INTERNET	1,375	1,700	1,700	
100-522410-500222	ELECTRIC	580	985	985	
100-522410-500224	NATURAL GAS	751	1,400	1,400	
100-522410-500225	TELEPHONE/COMMUNICATIONS	1,142	1,500	1,600	100
100-522410-500226	WATER SERVICE	374	525	525	
100-522410-500239	SIREN MAINT	1,080	1,750	1,750	
100-522410-500240	REPAIR AND MAINTENANCE	1,224	1,800	1,800	
100-522410-500290	MAINT/CONTRACTED SERVICES	42	500	500	
100-522410-500310	OFFICE SUPPLIES	15	800	800	
100-522410-500316	RADIO EQUIPMENT		2,000	2,000	
100-522410-500330	TRAVEL & TRAINING	2,109	2,000	2,000	
100-522410-500340	MAINTENANCE SUPPLIES	1,640	700	1,000	300
100-522410-500343	AWARDS, SUPPLIES	423	800	800	
100-522410-500346	UNIFORMS	1,349	1,200	1,500	300
100-522410-500350	OPERATING SUPPLIES	3,352	3,000	3,000	
100-522410-500351	GAS AND OIL EXPENSE	738	1,000	1,000	
100-522410-500380	EQUIPMENT OUTLAY	5,223	3,000	3,000	
100-522410-500510	PROPERTY INSURANCE	717	1,500	1,500	
TOTAL EXPENDITURE		23,232	26,224	26,924	700
NET OF REVENUES/APPROPRIATIONS - 522410 - EMERGENCY		(23,232)	(26,224)	(26,924)	700
NET OF REVENUES/APPROPRIATIONS - PUBLIC SAFETY		(2,999,543)	(4,650,621)	(4,814,064)	163,443
Function: PUBLIC WORKS					
Dept 533110 - ENGINEERING/PW ADMINISTRATION					
Expenditure					
100-533110-500111	SALARIES	83,243	123,874	131,119	7,245
100-533110-500135	SICK PAY OUT			501	501
100-533110-500151	FICA	6,590	9,476	10,069	593
100-533110-500152	RETIREMENT	5,787	8,609	9,441	832
100-533110-500154	HEALTH INSURANCE	20,336	24,523	25,019	496
100-533110-500155	LIFE INSURANCE	23	25	36	11
100-533110-500165	WORKERS COMP INS	2,188	2,622	2,311	(311)
100-533110-500210	PROFESSIONAL SERVICES	4,084	10,000	10,000	
100-533110-500225	TELEPHONE/COMMUNICATIONS	1,049	1,300	1,500	200
100-533110-500310	OFFICE SUPPLIES	577	500	750	250
100-533110-500318	GIS MAPPING		3,000	3,000	
100-533110-500320	PROF PUBLICATIONS AND DUES	879	1,000	1,200	200
100-533110-500330	TRAVEL & TRAINING	673	2,500	2,600	100
100-533110-500350	OPERATING SUPPLIES	336	1,100	1,100	
100-533110-500351	GAS AND OIL EXPENSE	664	1,500	1,500	
100-533110-500380	EQUIPMENT OUTLAY		800	800	
100-533110-500512	LIABILITY INSURANCE	18,002	16,000	18,902	2,902
TOTAL EXPENDITURE		144,431	206,829	219,848	13,019
NET OF REVENUES/APPROPRIATIONS - 533110 - ENGINEERI		(144,431)	(206,829)	(219,848)	13,019
Dept 533210 - GARAGE/MECHANIC					
Expenditure					
100-533210-500111	SALARIES	51,173	134,925	150,828	15,903
100-533210-500112	OVERTIME	899	1,400	1,400	
100-533210-500125	PART TIME SALARIES/SEASONAL	6,615	8,500	8,500	
100-533210-500151	FICA	5,716	11,079	12,296	1,217
100-533210-500152	RETIREMENT	3,610	9,475	10,961	1,486
100-533210-500154	HEALTH INSURANCE	9,875	39,234	40,166	932

GL NUMBER	DESCRIPTION	2025 ACTIVITY THRU 12/31/25	2025 COUNCIL APPROVED BUDGET	2026 FINANCE REVIEW BUDGET	2026 FINANCE REVIEW AMT CHANGE
Function: PUBLIC WORKS					
Dept 533210 - GARAGE/MECHANIC					
Expenditure					
100-533210-500155	LIFE INSURANCE	2			
100-533210-500165	WORKERS COMP INS	3,390	4,063	4,018	(45)
100-533210-500210	PROFESSIONAL SERVICES	8,431	8,000	10,000	2,000
100-533210-500222	ELECTRIC	15,503	24,000	24,000	
100-533210-500224	NATURAL GAS	7,114	11,500	11,500	
100-533210-500225	TELEPHONE/COMMUNICATIONS	5,034	9,500	9,500	
100-533210-500226	WATER SERVICE	6,189	7,000	7,000	
100-533210-500240	REPAIR AND MAINTENANCE	7,487	8,000	10,000	2,000
100-533210-500326	FUEL SYSTEM MAINTENANCE	4,275	6,000	6,000	
100-533210-500330	TRAVEL & TRAINING	5,133	8,000	8,000	
100-533210-500350	OPERATING SUPPLIES	41,996	50,000	55,000	5,000
100-533210-500351	GAS AND OIL EXPENSE	40,546	70,000	50,000	(20,000)
100-533210-500353	MAINTENANCE PARTS	69,608	100,000	105,000	5,000
100-533210-500380	EQUIPMENT OUTLAY	10,000	10,000	10,000	
100-533210-500510	PROPERTY INSURANCE	34,415	36,000	36,000	
TOTAL EXPENDITURE		337,011	556,676	570,169	13,493
NET OF REVENUES/APPROPRIATIONS - 533210 - GARAGE/ME		(337,011)	(556,676)	(570,169)	13,493
Dept 533311 - PUBLIC WORKS CREW					
Expenditure					
100-533311-500111	SALARIES	427,574	645,096	627,674	(17,422)
100-533311-500112	OVERTIME	21,634	53,000	53,000	
100-533311-500125	PART TIME SALARIES/SEASONAL		8,500	8,500	
100-533311-500135	SICK PAY OUT		2,890	23,678	20,788
100-533311-500151	FICA	34,575	54,276	52,940	(1,336)
100-533311-500152	RETIREMENT	31,108	48,518	49,008	490
100-533311-500154	HEALTH INSURANCE	127,732	161,736	182,418	20,682
100-533311-500155	LIFE INSURANCE	69	103	68	(35)
100-533311-500165	WORKERS COMP INS	17,432	20,890	17,821	(3,069)
100-533311-500210	PROFESSIONAL SERVICES	32,252	35,000	40,000	5,000
100-533311-500240	REPAIR AND MAINTENANCE	42,353	55,500	60,000	4,500
100-533311-500350	OPERATING SUPPLIES	4,576	4,000	5,000	1,000
100-533311-500363	SIGNS	15,780	16,000	21,000	5,000
100-533311-500380	EQUIPMENT OUTLAY	621			
TOTAL EXPENDITURE		755,706	1,105,509	1,141,107	35,598
NET OF REVENUES/APPROPRIATIONS - 533311 - PUBLIC WO		(755,706)	(1,105,509)	(1,141,107)	35,598
Dept 533410 - STREETS INELIGIBLE					
Expenditure					
100-533410-500530	MAINTENANCE	450	3,500	3,500	
TOTAL EXPENDITURE		450	3,500	3,500	
NET OF REVENUES/APPROPRIATIONS - 533410 - STREETS I		(450)	(3,500)	(3,500)	
Dept 533420 - STREET LIGHTING					
Expenditure					
100-533420-500222	ELECTRIC	213,611	288,500	304,000	15,500
TOTAL EXPENDITURE		213,611	288,500	304,000	15,500
NET OF REVENUES/APPROPRIATIONS - 533420 - STREET LI		(213,611)	(288,500)	(304,000)	15,500
Dept 533421 - TRAFFIC SIGNALS					
Expenditure					
100-533421-500222	ELECTRIC	2,294	3,500	3,500	
100-533421-500240	REPAIR AND MAINTENANCE	4,685	9,000	9,000	
TOTAL EXPENDITURE		6,979	12,500	12,500	
NET OF REVENUES/APPROPRIATIONS - 533421 - TRAFFIC S		(6,979)	(12,500)	(12,500)	
Dept 533440 - STORM SEWERS					
Expenditure					
100-533440-500240	REPAIR AND MAINTENANCE	22,558	36,000	36,000	
100-533440-500295	STREET SWEEPING	5,793	15,000	15,000	
100-533440-500323	STATE OF WI FEES	2,162	1,500	1,500	
TOTAL EXPENDITURE		30,513	52,500	52,500	
NET OF REVENUES/APPROPRIATIONS - 533440 - STORM SEW		(30,513)	(52,500)	(52,500)	
Dept 533450 - SNOW & ICE CONTROL					
Expenditure					
100-533450-500209	PROFESSIONAL SERVICES-SEASONAL		2,000	2,000	

GL NUMBER	DESCRIPTION	2025 ACTIVITY THRU 12/31/25	2025 COUNCIL APPROVED BUDGET	2026 FINANCE REVIEW BUDGET	2026 FINANCE REVIEW AMT CHANGE
Function: PUBLIC WORKS					
Dept 533450 - SNOW & ICE CONTROL					
Expenditure					
100-533450-500210	PROFESSIONAL SERVICES		6,000	6,000	
100-533450-500340	MAINTENANCE SUPPLIES	4,420	9,000	9,000	
100-533450-500380	EQUIPMENT OUTLAY	1,585	4,000	4,000	
100-533450-500450	SNOW AND ICE MATERIALS	6,541	115,000	136,000	21,000
TOTAL EXPENDITURE		12,546	136,000	157,000	21,000
NET OF REVENUES/APPROPRIATIONS - 533450 - SNOW & IC		(12,546)	(136,000)	(157,000)	21,000
Dept 533710 - SOLID WASTE COLLECTIONS					
Expenditure					
100-533710-500290	MAINT/CONTRACTED SERVICES	392,897	603,800	632,076	28,276
TOTAL EXPENDITURE		392,897	603,800	632,076	28,276
NET OF REVENUES/APPROPRIATIONS - 533710 - SOLID WAS		(392,897)	(603,800)	(632,076)	28,276
Dept 533720 - GROUNDWATER MONITORING					
Expenditure					
100-533720-500290	MAINT/CONTRACTED SERVICES	3,733	7,500	7,700	200
TOTAL EXPENDITURE		3,733	7,500	7,700	200
NET OF REVENUES/APPROPRIATIONS - 533720 - GROUNDWAT		(3,733)	(7,500)	(7,700)	200
Dept 533730 - RECYCLING					
Expenditure					
100-533730-500240	REPAIR AND MAINTENANCE		5,000	5,000	
100-533730-500290	MAINT/CONTRACTED SERVICES	179,564	274,750	287,897	13,147
100-533730-500344	RECYCLING EXPENSES	4,759	2,400	3,500	1,100
TOTAL EXPENDITURE		184,323	282,150	296,397	14,247
NET OF REVENUES/APPROPRIATIONS - 533730 - RECYCLING		(184,323)	(282,150)	(296,397)	14,247
NET OF REVENUES/APPROPRIATIONS - PUBLIC WORKS		(2,082,200)	(3,255,464)	(3,396,797)	141,333
Function: PARKS AND RECREATION					
Dept 533740 - WEED CONTROL					
Expenditure					
100-533740-500290	MAINT/CONTRACTED SERVICES		1,000	1,000	
TOTAL EXPENDITURE			1,000	1,000	
NET OF REVENUES/APPROPRIATIONS - 533740 - WEED CONT			(1,000)	(1,000)	
Dept 555140 - SENIOR CENTER					
Expenditure					
100-555140-500121	PART TIME SALARIES	32,117	49,725	51,150	1,425
100-555140-500151	FICA	2,457	3,804	3,913	109
100-555140-500152	RETIREMENT	863	1,489	1,589	100
100-555140-500165	WORKERS COMP INS	309	1,482	1,279	(203)
100-555140-500210	PROFESSIONAL SERVICES	8,819	10,400	13,000	2,600
100-555140-500225	TELEPHONE/COMMUNICATIONS	180	300	300	
100-555140-500310	OFFICE SUPPLIES	285	2,000	2,000	
100-555140-500313	PRINTING-NEWSLETTERS, ETC	237	300	300	
100-555140-500330	TRAVEL & TRAINING	65	450	450	
100-555140-500390	OTHER EXPENSES	26,102	35,000	38,000	3,000
100-555140-500510	PROPERTY INSURANCE	1,003	2,100	2,100	
100-555140-500512	LIABILITY INSURANCE	900	800	945	145
TOTAL EXPENDITURE		73,337	107,850	115,026	7,176
NET OF REVENUES/APPROPRIATIONS - 555140 - SENIOR CE		(73,337)	(107,850)	(115,026)	7,176
Dept 555220 - CELEBRATIONS					
Expenditure					
100-555220-500210	PROFESSIONAL SERVICES	500			
100-555220-500347	SUPPLIES AND EXPENSES	24,410	12,000	25,000	13,000
100-555220-500390	OTHER EXPENSES	7,000	7,000	7,000	
TOTAL EXPENDITURE		31,910	19,000	32,000	13,000
NET OF REVENUES/APPROPRIATIONS - 555220 - CELEBRATI		(31,910)	(19,000)	(32,000)	13,000
Dept 555510 - PARKS, RECREATION & FORESTRY					
Expenditure					
100-555510-500111	SALARIES	381,414	563,705	592,041	28,336
100-555510-500112	OVERTIME	11,558	14,000	14,000	
100-555510-500125	PART TIME SALARIES/SEASONAL	56,307	74,718	82,518	7,800

GL NUMBER	DESCRIPTION	2025 ACTIVITY THRU 12/31/25	2025 COUNCIL APPROVED BUDGET	2026 FINANCE REVIEW BUDGET	2026 FINANCE REVIEW AMT CHANGE
Function: PARKS AND RECREATION					
Dept 555510 - PARKS, RECREATION & FORESTRY					
Expenditure					
100-555510-500151	FICA	34,818	49,910	52,675	2,765
100-555510-500152	RETIREMENT	27,214	38,838	43,086	4,248
100-555510-500154	HEALTH INSURANCE	93,415	115,286	94,689	(20,597)
100-555510-500155	LIFE INSURANCE	96	130	147	17
100-555510-500165	WORKERS COMP INS	16,444	19,707	16,801	(2,906)
100-555510-500210	PROFESSIONAL SERVICES		2,500	2,500	
100-555510-500220	INTERNET	3,785	3,900	3,900	
100-555510-500222	ELECTRIC	9,227	15,000	14,500	(500)
100-555510-500224	NATURAL GAS	2,026	2,500	2,500	
100-555510-500225	TELEPHONE/COMMUNICATIONS	3,596	4,740	5,200	460
100-555510-500226	WATER SERVICE	8,472	9,000	11,500	2,500
100-555510-500240	REPAIR AND MAINTENANCE	28,680	54,000	54,000	
100-555510-500241	VANDALISM & REPAIR		800	800	
100-555510-500243	FIELD MAINTENANCE SUPPLIES	212	4,500	4,500	
100-555510-500290	MAINT/CONTRACTED SERVICES	79,341	108,000	98,000	(10,000)
100-555510-500310	OFFICE SUPPLIES	706	2,000	2,000	
100-555510-500320	PROF PUBLICATIONS AND DUES	720	1,620	1,620	
100-555510-500330	TRAVEL & TRAINING	3,410	4,900	4,900	
100-555510-500341	TREES AND SUPPLIES	22,690	30,000	30,000	
100-555510-500363	SIGNS	789	1,000	1,000	
100-555510-500380	EQUIPMENT OUTLAY	2,547	5,500	5,500	
100-555510-500384	LEGACY TREE & BENCH PROGRAM	2,990	3,000	3,000	
100-555510-500390	OTHER EXPENSES	2,850	2,900	2,900	
100-555510-500510	PROPERTY INSURANCE	8,215	10,000	10,000	
100-555510-500512	LIABILITY INSURANCE	7,876	7,000	8,270	1,270
TOTAL EXPENDITURE		809,398	1,149,154	1,162,547	13,393
NET OF REVENUES/APPROPRIATIONS - 555510 - PARKS, RE		(809,398)	(1,149,154)	(1,162,547)	13,393
NET OF REVENUES/APPROPRIATIONS - PARKS AND RECREATIO		(914,645)	(1,277,004)	(1,310,573)	33,569
Function: CONSERVATION AND DEVELOPMENT					
Dept 566310 - CITY PLANNING					
Expenditure					
100-566310-500111	SALARIES	63,862	94,502	103,944	9,442
100-566310-500151	FICA	4,799	7,230	7,952	722
100-566310-500152	RETIREMENT	4,463	6,568	7,484	916
100-566310-500154	HEALTH INSURANCE	23,243	27,897	28,559	662
100-566310-500165	WORKERS COMP INS	74	89	84	(5)
100-566310-500210	PROFESSIONAL SERVICES		1,500	1,500	
100-566310-500225	TELEPHONE/COMMUNICATIONS	220	780	300	(480)
100-566310-500310	OFFICE SUPPLIES	156	600	600	
100-566310-500320	PROF PUBLICATIONS AND DUES	513	700	700	
100-566310-500330	TRAVEL & TRAINING		800	800	
TOTAL EXPENDITURE		97,330	140,666	151,923	11,257
NET OF REVENUES/APPROPRIATIONS - 566310 - CITY PLAN		(97,330)	(140,666)	(151,923)	11,257
NET OF REVENUES/APPROPRIATIONS - CONSERVATION AND DE		(97,330)	(140,666)	(151,923)	11,257
Function: OTHER					
Dept 591000 - RESERVE FOR CONTINGENCY					
Expenditure					
100-591000-500990	CONTINGENCY RESERVE	30,785	75,000		(75,000)
TOTAL EXPENDITURE		30,785	75,000		(75,000)
NET OF REVENUES/APPROPRIATIONS - 591000 - RESERVE F		(30,785)	(75,000)		(75,000)
NET OF REVENUES/APPROPRIATIONS - OTHER		(30,785)	(75,000)		(75,000)
ESTIMATED REVENUES - FUND 100		9,978,934	10,951,692	11,308,911	89,000.00
APPROPRIATIONS - FUND 100		7,174,449	10,951,692	11,397,911	(89,000.00)
NET OF REVENUES/APPROPRIATIONS - FUND 100		2,804,485		(89,000)	(89,000)
BEGINNING FUND BALANCE		4,731,638	4,731,638	4,731,638	
ENDING FUND BALANCE		7,536,123	4,731,638	4,642,638	(89,000)

GL NUMBER	DESCRIPTION	2025 ACTIVITY THRU 12/31/25	2025 COUNCIL APPROVED BUDGET	2026 FINANCE REVIEW BUDGET	2026 FINANCE REVIEW AMT CHANGE
Function: Unclassified					
Dept 000000					
Revenue					
200-000000-465500	CEMETERY PROPERTY SALES	13,475	10,000	15,000	5,000
200-000000-465550	MONUMENTS & MARKERS INSP FEE	2,175	1,500	2,500	1,000
200-000000-481100	INVESTMENT INCOME	7,093	2,000	7,800	5,800
200-000000-482170	CEMETERY RENTAL INCOME			3,000	3,000
200-000000-486000	MISCELLANEOUS REVENUE	2,919	3,000		(3,000)
200-000000-487000	CHANGE IN MARKET VALUE	1,783			
TOTAL REVENUE		27,445	16,500	28,300	11,800
NET OF REVENUES/APPROPRIATIONS - 000000 -		27,445	16,500	28,300	11,800
NET OF REVENUES/APPROPRIATIONS - Unclassified		27,445	16,500	28,300	11,800
Function: PARKS AND RECREATION					
Dept 544210 - CEMETERY					
Expenditure					
200-544210-500111	SALARIES	7,971	12,041	12,400	359
200-544210-500112	OVERTIME		500	500	
200-544210-500125	PART TIME SALARIES/SEASONAL	24,719	27,000	28,500	1,500
200-544210-500151	FICA	2,503	2,843	2,964	121
200-544210-500152	RETIREMENT	556	872	929	57
200-544210-500154	HEALTH INSURANCE	1,890	2,268	2,321	53
200-544210-500155	LIFE INSURANCE		14	72	58
200-544210-500165	WORKERS COMP INS	659	790	684	(106)
200-544210-500210	PROFESSIONAL SERVICES	1,831	2,750	2,750	
200-544210-500222	ELECTRIC	411	1,100	750	(350)
200-544210-500226	WATER SERVICE	656	1,300	1,000	(300)
200-544210-500230	GROUNDS MAINTENANCE	437	3,000	3,000	
200-544210-500240	REPAIR AND MAINTENANCE	2,247	2,500	2,500	
200-544210-500350	OPERATING SUPPLIES	2,016	2,500	2,500	
200-544210-500380	EQUIPMENT OUTLAY		20,000	20,000	
200-544210-500510	PROPERTY INSURANCE	167	350	350	
200-544210-500940	TRANSFER TO CAPITAL IMP FUND			67,000	67,000
TOTAL EXPENDITURE		46,063	79,828	148,220	68,392
NET OF REVENUES/APPROPRIATIONS - 544210 - CEMETERY		(46,063)	(79,828)	(148,220)	68,392
NET OF REVENUES/APPROPRIATIONS - PARKS AND RECREATIO		(46,063)	(79,828)	(148,220)	68,392
ESTIMATED REVENUES - FUND 200		27,445	16,500	28,300	56,592.00
APPROPRIATIONS - FUND 200		46,063	79,828	148,220	(56,592.00)
NET OF REVENUES/APPROPRIATIONS - FUND 200		(18,618)	(63,328)	(119,920)	(56,592)
BEGINNING FUND BALANCE		310,282	310,282	246,954	(63,328)
ENDING FUND BALANCE		291,664	246,954	127,034	(119,920)

GL NUMBER	DESCRIPTION	2025 ACTIVITY THRU 12/31/25	2025 COUNCIL APPROVED BUDGET	2026 FINANCE REVIEW BUDGET	2026 FINANCE REVIEW AMT CHANGE
Function: Unclassified					
Dept 000000					
Revenue					
210-000000-411500	ROOM TAXES	49,733	60,000	115,000	55,000
TOTAL REVENUE		49,733	60,000	115,000	55,000
NET OF REVENUES/APPROPRIATIONS - 000000 -		49,733	60,000	115,000	55,000
NET OF REVENUES/APPROPRIATIONS - Unclassified		49,733	60,000	115,000	55,000
Function: CONSERVATION AND DEVELOPMENT					
Dept 566700 - ECONOMIC DEVELOPMENT					
Expenditure					
210-566700-500721	CHAMBER TOURISM & DEVELOPMENT	47,245	57,000	109,250	52,250
TOTAL EXPENDITURE		47,245	57,000	109,250	52,250
NET OF REVENUES/APPROPRIATIONS - 566700 - ECONOMIC		(47,245)	(57,000)	(109,250)	52,250
NET OF REVENUES/APPROPRIATIONS - CONSERVATION AND DE		(47,245)	(57,000)	(109,250)	52,250
Function: TRANSFERS TO OTHER FUNDS					
Dept 592000 - OPERATING TRANSFERS OUT					
Expenditure					
210-592000-500701	TRANSFER TO GENERAL FUND	2,487	3,000	5,750	2,750
TOTAL EXPENDITURE		2,487	3,000	5,750	2,750
NET OF REVENUES/APPROPRIATIONS - 592000 - OPERATING		(2,487)	(3,000)	(5,750)	2,750
NET OF REVENUES/APPROPRIATIONS - TRANSFERS TO OTHER		(2,487)	(3,000)	(5,750)	2,750
ESTIMATED REVENUES - FUND 210		49,733	60,000	115,000	
APPROPRIATIONS - FUND 210		49,732	60,000	115,000	
NET OF REVENUES/APPROPRIATIONS - FUND 210		1			
BEGINNING FUND BALANCE					
ENDING FUND BALANCE		1			

GL NUMBER	DESCRIPTION	2025 ACTIVITY THRU 12/31/25	2025 COUNCIL APPROVED BUDGET	2026 FINANCE REVIEW BUDGET	2026 FINANCE REVIEW AMT CHANGE
Function: Unclassified					
Dept 000000					
Revenue					
220-000000-467201	GYM RENTALS	3,397	3,000	3,000	
220-000000-467202	ATHLETIC FIELD RENTALS	830	550	750	200
220-000000-467310	SUMMER/WINTER REC FEES	138,501	120,000	130,000	10,000
220-000000-467316	WPRA TICKET SALES REVENUE	5,880	3,000	3,000	
220-000000-467317	YOUTH FOOTBALL REGISTRATION	20,630	14,000	19,000	5,000
220-000000-467318	SAFETY TRAINING	2,800	4,500	4,500	
220-000000-467319	BASKETBALL FEES	800	26,000	26,000	
220-000000-467320	SOFTBALL FEES	11,043	13,000	13,000	
220-000000-467323	VOLLEYBALL FEES		1,200	1,200	
220-000000-467324	AQUATICS FITNESS	3,750	4,000	4,000	
220-000000-467325	CONCESSION REVENUES	250	800	800	
220-000000-467326	SPECIAL REC EVENTS	1,550	1,000	1,000	
220-000000-467327	SOLAR RECREATION	3,395	10,000	10,000	
220-000000-467328	SUMMER SAND VOLLEYBALL	1,649	1,800	1,800	
220-000000-467329	SUMMER SOCCER	17,530	20,000	20,000	
220-000000-467331	BANNER ADVERTISING	900	700	700	
220-000000-467332	POMS REVENUE	123,425	58,991	92,500	33,509
220-000000-467335	TOTAL BODY FITNESS	12,700	12,000	12,000	
220-000000-467336	CIVIC BAND REVENUE	1,950	3,000	3,000	
220-000000-467352	RECREATION BROCHURE SPONSORSHI	9,450	5,500	6,000	500
220-000000-467432	TENNIS		2,500		(2,500)
220-000000-481100	INVESTMENT INCOME	5,918		5,000	5,000
220-000000-484410	YOUTH CENTER RECEIPTS		300	300	
220-000000-485550	DONATIONS	1,100	4,000	4,000	
220-000000-486000	MISCELLANEOUS REVENUE	12,872	15,000	15,000	
TOTAL REVENUE		380,320	324,841	376,550	51,709
NET OF REVENUES/APPROPRIATIONS - 000000 -		380,320	324,841	376,550	51,709
NET OF REVENUES/APPROPRIATIONS - Unclassified		380,320	324,841	376,550	51,709
Function: PARKS AND RECREATION					
Dept 555390 - RECREATION PROGRAMS					
Expenditure					
220-555390-500125	PART TIME SALARIES/SEASONAL	167,182	144,550	144,550	
220-555390-500127	EXERCISE/FITNESS SALARIES	3,872	8,000	8,000	
220-555390-500151	FICA	13,057	11,671	11,607	(64)
220-555390-500161	EAP/125 ADMIN		60		(60)
220-555390-500165	WORKERS COMP INS	3,284	3,936	3,814	(122)
220-555390-500225	TELEPHONE/COMMUNICATIONS	304	900	2,900	2,000
220-555390-500228	SCHOOL DISTRICT FEES	18,350	25,000	25,000	
220-555390-500290	MAINT/CONTRACTED SERVICES	23,010	28,000	36,000	8,000
220-555390-500309	RECREATION BROCHURE EXPENSES	4,586	4,800	4,800	
220-555390-500320	PROF PUBLICATIONS AND DUES		200	200	
220-555390-500330	TRAVEL & TRAINING	431	700	700	
220-555390-500336	TRANSPORTATION	3,152	4,000	4,000	
220-555390-500347	SUPPLIES AND EXPENSES	36,552	30,000	35,000	5,000
220-555390-500355	WPRA TICKET EXP	5,646	3,000	3,000	
220-555390-500356	SOLAR RECREATION	2,514	6,050	6,050	
220-555390-500372	SAFETY EQUIPMENT	2,784	3,000	3,000	
220-555390-500380	EQUIPMENT OUTLAY	1,626	4,500	4,500	
220-555390-500386	CIVIC BAND EXPENSES		4,000	4,000	
220-555390-500391	CREDIT CARD FEES	6,927	6,700	10,000	3,300
220-555390-500394	POMS EXPENSES	56,874	25,000	50,000	25,000
220-555390-500510	PROPERTY INSURANCE	334	700	700	
220-555390-500701	TRANSFER TO GENERAL FUND	40,000	40,000	40,000	
TOTAL EXPENDITURE		390,485	354,767	397,821	43,054
NET OF REVENUES/APPROPRIATIONS - 555390 - RECREATIO		(390,485)	(354,767)	(397,821)	43,054
NET OF REVENUES/APPROPRIATIONS - PARKS AND RECREATIO		(390,485)	(354,767)	(397,821)	43,054
Function: TRANSFERS TO OTHER FUNDS					
Dept 592000 - OPERATING TRANSFERS OUT					
Expenditure					
220-592000-500706	TRANSFER TO CAP IMPROVEMENT	32,000	32,000		(32,000)
220-592000-500710	TRANSFER TO SWIMMING POOL	20,000	20,000	20,000	
TOTAL EXPENDITURE		52,000	52,000	20,000	(32,000)
NET OF REVENUES/APPROPRIATIONS - 592000 - OPERATING		(52,000)	(52,000)	(20,000)	(32,000)
NET OF REVENUES/APPROPRIATIONS - TRANSFERS TO OTHER		(52,000)	(52,000)	(20,000)	(32,000)
ESTIMATED REVENUES - FUND 220		380,320	324,841	376,550	(40,655.00)

GL NUMBER DESCRIPTION	2025 ACTIVITY THRU 12/31/25	2025 COUNCIL APPROVED BUDGET	2026 FINANCE REVIEW BUDGET	2026 FINANCE REVIEW AMT CHANGE
APPROPRIATIONS - FUND 220	442,485	406,767	417,821	40,655.00
NET OF REVENUES/APPROPRIATIONS - FUND 220	(62,165)	(81,926)	(41,271)	40,655
BEGINNING FUND BALANCE	247,832	247,832	165,906	(81,926)
ENDING FUND BALANCE	185,667	165,906	124,635	(41,271)

GL NUMBER	DESCRIPTION	2025 ACTIVITY THRU 12/31/25	2025 COUNCIL APPROVED BUDGET	2026 FINANCE REVIEW BUDGET	2026 FINANCE REVIEW AMT CHANGE
Function: Unclassified					
Dept 000000					
Revenue					
232-000000-481100	INVESTMENT INCOME	1,016		500	500
232-000000-485518	K-9 UNIT DONATIONS	8,375		10,000	10,000
TOTAL REVENUE		9,391		10,500	10,500
NET OF REVENUES/APPROPRIATIONS - 000000 -		9,391		10,500	10,500
NET OF REVENUES/APPROPRIATIONS - Unclassified		9,391		10,500	10,500
Function: PUBLIC SAFETY					
Dept 522120 - POLICE PATROL DIVISION					
Expenditure					
232-522120-500352	K-9 UNIT EXPENSE	8,426	5,000	10,000	5,000
TOTAL EXPENDITURE		8,426	5,000	10,000	5,000
NET OF REVENUES/APPROPRIATIONS - 522120 - POLICE PA		(8,426)	(5,000)	(10,000)	5,000
NET OF REVENUES/APPROPRIATIONS - PUBLIC SAFETY		(8,426)	(5,000)	(10,000)	5,000
ESTIMATED REVENUES - FUND 232		9,391		10,500	(5,500.00)
APPROPRIATIONS - FUND 232		8,426	5,000	10,000	5,500.00
NET OF REVENUES/APPROPRIATIONS - FUND 232		965	(5,000)	500	5,500
BEGINNING FUND BALANCE		54,257	54,257	49,257	(5,000)
ENDING FUND BALANCE		55,222	49,257	49,757	500

GL NUMBER	DESCRIPTION	2025 ACTIVITY THRU 12/31/25	2025 COUNCIL APPROVED BUDGET	2026 FINANCE REVIEW BUDGET	2026 FINANCE REVIEW AMT CHANGE
Function: Unclassified					
Dept 000000					
Revenue					
240-000000-411111	REAL ESTATE TAXES	69,216	69,216	69,216	
240-000000-467340	SWIMMING POOL FEES	121,385	95,000	95,000	
240-000000-467341	SWIMMING POOL - PASSES	104,226	100,000	100,000	
240-000000-467342	SWIMMING POOL - LESSONS	25,785	30,000	30,000	
240-000000-467343	SWIMMING POOL - EXERCISE	9,503	6,500	8,000	1,500
240-000000-467344	SWIMMING POOL - UNIFORMS/MISC	2,812	2,000	2,000	
240-000000-467345	SWIMMING POOL - CONCESSIONS	60,457	48,000	52,000	4,000
240-000000-467346	SWIMMING POOL - SWIM TEAM	6,040	7,500	7,500	
240-000000-467351	SWIMMING POOL-BANNER PROGRAM	4,900	3,000	3,500	500
240-000000-481100	INVESTMENT INCOME	3,247		2,000	2,000
240-000000-482215	RENT - CITY PROPERTY	8,210	5,000	5,000	
240-000000-491220	TRANSFER FROM REC PROG FND	20,000	20,000	20,000	
TOTAL REVENUE		435,781	386,216	394,216	8,000
NET OF REVENUES/APPROPRIATIONS - 000000 -		435,781	386,216	394,216	8,000
NET OF REVENUES/APPROPRIATIONS - Unclassified		435,781	386,216	394,216	8,000
Function: PARKS AND RECREATION					
Dept 555320 - SWIMMING POOL					
Expenditure					
240-555320-500125	PART TIME SALARIES/SEASONAL	188,077	184,318	184,318	
240-555320-500128	MAINT/PW SALARIES	1,440			
240-555320-500132	MAINTENANCE/PART TIME SALARIES	517	4,000	4,000	
240-555320-500151	FICA	14,618	13,492	14,406	914
240-555320-500165	WORKERS COMP INS	5,007	6,000	6,000	
240-555320-500210	PROFESSIONAL SERVICES	2,565	2,970	5,470	2,500
240-555320-500220	INTERNET	1,744	1,800	1,800	
240-555320-500222	ELECTRIC	14,575	17,253	18,007	754
240-555320-500224	NATURAL GAS	14,133	20,000	20,000	
240-555320-500225	TELEPHONE/COMMUNICATIONS	298	440	2,440	2,000
240-555320-500226	WATER SERVICE	11,392	9,906	10,889	983
240-555320-500290	MAINT/CONTRACTED SERVICES	933	5,500	9,000	3,500
240-555320-500324	LICENSES & PERMITS	573	600	600	
240-555320-500330	TRAVEL & TRAINING	851	600	600	
240-555320-500340	MAINTENANCE SUPPLIES	14,794	29,500	29,500	
240-555320-500346	UNIFORMS	3,476	2,500	3,000	500
240-555320-500350	OPERATING SUPPLIES	35,255	51,000	51,000	
240-555320-500380	EQUIPMENT OUTLAY	3,507	26,107	26,107	
240-555320-500390	OTHER EXPENSES	675	1,200	1,000	(200)
240-555320-500510	PROPERTY INSURANCE	1,051	2,200	2,200	
TOTAL EXPENDITURE		315,481	379,386	390,337	10,951
NET OF REVENUES/APPROPRIATIONS - 555320 - SWIMMING		(315,481)	(379,386)	(390,337)	10,951
Dept 555321 - SWIMMING POOL CONCESSIONS					
Expenditure					
240-555321-500125	PART TIME SALARIES/SEASONAL	11,993	12,000	12,000	
240-555321-500151	FICA	917	918	918	
240-555321-500324	LICENSES & PERMITS	253	400	400	
240-555321-500350	OPERATING SUPPLIES	29,653	20,000	25,000	5,000
240-555321-500380	EQUIPMENT OUTLAY	293	750	45,000	44,250
TOTAL EXPENDITURE		43,109	34,068	83,318	49,250
NET OF REVENUES/APPROPRIATIONS - 555321 - SWIMMING		(43,109)	(34,068)	(83,318)	49,250
NET OF REVENUES/APPROPRIATIONS - PARKS AND RECREATIO		(358,590)	(413,454)	(473,655)	60,201
ESTIMATED REVENUES - FUND 240		435,781	386,216	394,216	52,201.00
APPROPRIATIONS - FUND 240		358,590	413,454	473,655	(52,201.00)
NET OF REVENUES/APPROPRIATIONS - FUND 240		77,191	(27,238)	(79,439)	(52,201)
BEGINNING FUND BALANCE		161,324	161,324	134,086	(27,238)
ENDING FUND BALANCE		238,515	134,086	54,647	(79,439)

GL NUMBER	DESCRIPTION	2025 ACTIVITY THRU 12/31/25	2025 COUNCIL APPROVED BUDGET	2026 FINANCE REVIEW BUDGET	2026 FINANCE REVIEW AMT CHANGE
Function: Unclassified					
Dept 000000					
Revenue					
250-000000-467500	PARK IMPACT FEES	6,140			
250-000000-467510	PARK EQUIPMENT IMPACT FEE	60,466		40,000	40,000
250-000000-481100	INVESTMENT INCOME	5,685		10,000	10,000
TOTAL REVENUE		72,291		50,000	50,000
NET OF REVENUES/APPROPRIATIONS - 000000 -		72,291		50,000	50,000
NET OF REVENUES/APPROPRIATIONS - Unclassified		72,291		50,000	50,000
Function: PARKS AND RECREATION					
Dept 555510 - PARKS, RECREATION & FORESTRY					
Expenditure					
250-555510-500864	PARK DEVELOPMENT	455			
TOTAL EXPENDITURE		455			
NET OF REVENUES/APPROPRIATIONS - 555510 - PARKS, RE		(455)			
NET OF REVENUES/APPROPRIATIO	PARKS AND RECREATI	(455)			
Function: TRANSFERS TO OTHER FUNDS					
Dept 592000 - OPERATING TRANSFERS OUT					
Expenditure					
250-592000-500706	TRANSFER TO CAP IMPROVEMENT			250,000	250,000
TOTAL EXPENDITURE				250,000	250,000
NET OF REVENUES/APPROPRIATIONS - 592000 - OPERATING				(250,000)	250,000
NET OF REVENUES/APPROPRIATIONS - TRANSFERS TO OTHER				(250,000)	250,000
ESTIMATED REVENUES - FUND 250		72,291		50,000	200,000.00
APPROPRIATIONS - FUND 250		455		250,000	(200,000.00)
NET OF REVENUES/APPROPRIATIONS - FUND 250		71,836		(200,000)	(200,000)
BEGINNING FUND BALANCE		185,315	185,315	185,315	
ENDING FUND BALANCE		257,151	185,315	(14,685)	(200,000)

Calculations as of 12/31/2025

GL NUMBER	DESCRIPTION	2025 ACTIVITY THRU 12/31/25	2025 COUNCIL APPROVED BUDGET	2026 FINANCE REVIEW BUDGET	2026 FINANCE REVIEW AMT CHANGE
Function: Unclassified					
Dept 000000					
Revenue					
260-000000-411111	REAL ESTATE TAXES	794,550	794,550	794,550	
260-000000-435432	LIBRARY GRANTS	582	10,000	2,000	(8,000)
260-000000-467100	LIBRARY FEES AND FINES	9,096	10,000	12,000	2,000
260-000000-467110	LIBRARY - COUNTY REIMBURSEMENT	289,540	289,557	301,247	11,690
260-000000-467150	LIBRARY - PHOTOCOPIES-TAXABLE	1,315	1,500	1,500	
260-000000-473200	LIBRARY DONATIONS	27,029	15,000	20,000	5,000
260-000000-481100	INVESTMENT INCOME	10,584	12,000	10,000	(2,000)
260-000000-482215	RENT - CITY PROPERTY	705	500	500	
TOTAL REVENUE		1,133,401	1,133,107	1,141,797	8,690
NET OF REVENUES/APPROPRIATIONS - 000000 -		1,133,401	1,133,107	1,141,797	8,690
NET OF REVENUES/APPROPRIATIONS - Unclassified		1,133,401	1,133,107	1,141,797	8,690
Function: PARKS AND RECREATION					
Dept 555110 - LIBRARY					
Expenditure					
260-555110-500111	SALARIES	309,355	471,949	490,997	19,048
260-555110-500124	BONUSES	170	350	950	600
260-555110-500125	PART TIME SALARIES/SEASONAL	92,727	152,173	141,000	(11,173)
260-555110-500128	MAINT/PW SALARIES	13,305	22,000	22,313	313
260-555110-500135	SICK PAY OUT	1,271	1,373	1,785	412
260-555110-500151	FICA	32,667	49,562	50,191	629
260-555110-500152	RETIREMENT	22,595	34,975	37,944	2,969
260-555110-500154	HEALTH INSURANCE	63,401	104,205	65,628	(38,577)
260-555110-500155	LIFE INSURANCE	94	148	147	(1)
260-555110-500161	EAP/125 ADMIN		100		(100)
260-555110-500165	WORKERS COMP INS	1,147	1,100	1,572	472
260-555110-500212	ATTORNEY/CONSULTANT		2,000	2,000	
260-555110-500222	ELECTRIC	18,336	28,000	25,000	(3,000)
260-555110-500223	MARKETING	6,747	7,000	7,500	500
260-555110-500224	NATURAL GAS	2,141	10,000	8,500	(1,500)
260-555110-500225	TELEPHONE/COMMUNICATIONS	8,873	9,000	12,500	3,500
260-555110-500226	WATER SERVICE	1,868	3,000	3,000	
260-555110-500240	REPAIR AND MAINTENANCE	7,535	19,000	19,000	
260-555110-500290	MAINT/CONTRACTED SERVICES	41,584	55,000	55,000	
260-555110-500308	PROGRAM SUPPLIES	700	2,000	2,000	
260-555110-500310	OFFICE SUPPLIES	5,563	8,000	8,000	
260-555110-500312	COMPUTER/COPIER SUPPLIES	6,390	5,000	6,000	1,000
260-555110-500313	PRINTING-NEWSLETTERS, ETC		500	500	
260-555110-500315	POSTAGE	433	450	450	
260-555110-500319	PUBLICATIONS AND SUBSCRIPTIONS	66,469	90,000	125,000	35,000
260-555110-500320	PROF PUBLICATIONS AND DUES	1,117	1,800	1,800	
260-555110-500322	DONATION EXPENDITURES	15,854	15,000	20,000	5,000
260-555110-500330	TRAVEL & TRAINING	1,154	6,000	6,000	
260-555110-500331	GRANT EXPENDITURES	3,392	15,000	2,000	(13,000)
260-555110-500350	OPERATING SUPPLIES	5,787	5,000	6,000	1,000
260-555110-500380	EQUIPMENT OUTLAY	7,724	10,000	10,000	
260-555110-500381	SHARED SYSTEM SERVICES	22,135	26,000	28,500	2,500
260-555110-500382	TECHNOLOGY	3,855	7,000	7,000	
260-555110-500395	EMPLOYMENT EXPENSES	218	250	250	
260-555110-500405	HR TRANSFER			11,110	11,110
260-555110-500510	PROPERTY INSURANCE	3,153	6,600	6,600	
TOTAL EXPENDITURE		767,760	1,169,535	1,186,237	16,702
NET OF REVENUES/APPROPRIATIONS - 555110 - LIBRARY		(767,760)	(1,169,535)	(1,186,237)	16,702
NET OF REVENUES/APPROPRIATIONS - PARKS AND RECREATIO		(767,760)	(1,169,535)	(1,186,237)	16,702
ESTIMATED REVENUES - FUND 260		1,133,401	1,133,107	1,141,797	8,012.00
APPROPRIATIONS - FUND 260		767,760	1,169,535	1,186,237	(8,012.00)
NET OF REVENUES/APPROPRIATIONS - FUND 260		365,641	(36,428)	(44,440)	(8,012)
BEGINNING FUND BALANCE		161,446	161,446	125,018	(36,428)
ENDING FUND BALANCE		527,087	125,018	80,578	(44,440)

GL NUMBER	DESCRIPTION	2025 ACTIVITY THRU 12/31/25	2025 COUNCIL APPROVED BUDGET	2026 FINANCE REVIEW BUDGET	2026 FINANCE REVIEW AMT CHANGE
Function: Unclassified					
Dept 000000					
Revenue					
270-000000-411111	REAL ESTATE TAXES	1,829,273	1,829,273	1,245,736	(583,537)
270-000000-435101	FIRE INSURANCE DUES	144,129	105,000	103,047	(1,953)
270-000000-435201	STATE GRANT - FD SAFETY			3,400	3,400
270-000000-435402	FAP GRANT	66,946			
270-000000-435403	GRANT REVENUES	2,400			
270-000000-441130	FIRE INSPECTION FEE	27,269	22,000	32,000	10,000
270-000000-462146	EMS TRANSPORTS BILLING	533,851	680,000	1,400,000	720,000
270-000000-462147	INSURANCE WRITE-DOWNS/WRITE-OFF/RE	(76,987)		(925,000)	(925,000)
270-000000-473406	UNIFORMS	886	500	500	
270-000000-473407	FIRE-OPERATING EXP-TOWN	268,312	536,623	684,741	148,118
270-000000-481100	INVESTMENT INCOME	51,739		40,000	40,000
270-000000-486000	MISCELLANEOUS REVENUE	244	10,000		(10,000)
270-000000-486005	EVENT REVENUE	7,836		10,000	10,000
270-000000-487000	CHANGE IN MARKET VALUE	4,046			
TOTAL REVENUE		2,859,944	3,183,396	2,594,424	(588,972)
NET OF REVENUES/APPROPRIATIONS - 000000 -		2,859,944	3,183,396	2,594,424	(588,972)
NET OF REVENUES/APPROPRIATIONS - Unclassified		2,859,944	3,183,396	2,594,424	(588,972)
Function: PUBLIC SAFETY					
Dept 522500 - FIRE & EMS					
Expenditure					
270-522500-500111	SALARIES	452,594	788,630	1,027,269	238,639
270-522500-500112	OVERTIME	8,411	25,000	30,000	5,000
270-522500-500121	PART TIME SALARIES	77,841	229,422	218,942	(10,480)
270-522500-500125	PART TIME SALARIES/SEASONAL	520			
270-522500-500151	FICA	39,795	77,881	97,630	19,749
270-522500-500152	RETIREMENT	71,400	118,847	153,849	35,002
270-522500-500154	HEALTH INSURANCE	70,625	154,520	243,311	88,791
270-522500-500155	LIFE INSURANCE	49	60	78	18
270-522500-500165	WORKERS COMP INS	25,479	30,471	38,680	8,209
270-522500-500210	PROFESSIONAL SERVICES	29,959	88,000	46,000	(42,000)
270-522500-500212	ATTORNEY/CONSULTANT	686	2,000	4,000	2,000
270-522500-500222	ELECTRIC	15,414	17,000	20,000	3,000
270-522500-500223	MARKETING	3,937	5,000	5,000	
270-522500-500224	NATURAL GAS	10,040	16,000	13,000	(3,000)
270-522500-500225	TELEPHONE/COMMUNICATIONS	11,595	30,000	30,000	
270-522500-500226	WATER SERVICE	3,787	7,500	7,500	
270-522500-500230	GROUNDS MAINTENANCE	503	1,000	500	(500)
270-522500-500235	EQUIPMENT TESTING	7,971	12,000	12,000	
270-522500-500240	REPAIR AND MAINTENANCE	65,666	70,000	77,000	7,000
270-522500-500290	MAINT/CONTRACTED SERVICES	2,818	7,000	7,000	
270-522500-500310	OFFICE SUPPLIES	2,120	7,500	6,500	(1,000)
270-522500-500315	POSTAGE	58	500	200	(300)
270-522500-500320	PROF PUBLICATIONS AND DUES	2,027	2,500	2,000	(500)
270-522500-500330	TRAVEL & TRAINING	16,370	45,000	45,000	
270-522500-500346	UNIFORMS	5,643	10,000	10,000	
270-522500-500347	EMS SUPPLIES AND EXPENSES	41,414	50,000	58,000	8,000
270-522500-500350	OPERATING SUPPLIES	45,251	60,000	65,000	5,000
270-522500-500351	GAS AND OIL EXPENSE	12,222	24,000	24,000	
270-522500-500380	FIREFIGHTING EQUIPMENT	15,591	36,000	40,000	4,000
270-522500-500382	TECHNOLOGY	414		32,940	32,940
270-522500-500390	COMPUTERS/SOFTWARE/APPS	11,683	6,000	25,000	19,000
270-522500-500392	REFUNDS - EMS BILLING	1,082	6,000	5,000	(1,000)
270-522500-500396	EMS - FLEX GRANT EXPENSES	3,191			
270-522500-500397	EMS - FAP GRANT EXPENSES	16,149			
270-522500-500400	EMS EQUIPMENT	24	20,000	20,000	
270-522500-500401	EMS-CITY ADMINISTRATIVE FEES	18,363	18,363	18,914	551
270-522500-500402	EMS-PARAMEDIC OVERSIGHT FEE	75,000	62,000	75,000	13,000
270-522500-500405	HR TRANSFER			22,220	22,220
270-522500-500510	PROPERTY INSURANCE	56,885	47,500	59,730	12,230
270-522500-500512	LIABILITY INSURANCE	7,313	6,500	7,679	1,179
270-522500-500701	TRANSFER TO GENERAL FUND	22,200			
270-522500-500708	TRANSFER TO REFERENDUM FUND	853,003			
270-522500-500940	TRANSFER TO CAPITAL IMP FUND	447,000	225,000	15,000	(210,000)
TOTAL EXPENDITURE		2,552,093	2,307,194	2,563,942	256,748
NET OF REVENUES/APPROPRIATIONS - 522500 - FIRE & EM		(2,552,093)	(2,307,194)	(2,563,942)	256,748
NET OF REVENUES/APPROPRIATIONS - PUBLIC SAFETY		(2,552,093)	(2,307,194)	(2,563,942)	256,748
ESTIMATED REVENUES - FUND 270		2,859,944	3,183,396	2,594,424	845,720.00
APPROPRIATIONS - FUND 270		2,552,093	2,307,194	2,563,942	(845,720.00)

Calculations as of 12/31/2025

GL NUMBER	DESCRIPTION	2025 ACTIVITY THRU 12/31/25	2025 COUNCIL APPROVED BUDGET	2026 FINANCE REVIEW BUDGET	2026 FINANCE REVIEW AMT CHANGE
NET OF REVENUES/APPROPRIATIONS - FUND 270		307,851	876,202	30,482	(845,720)
	BEGINNING FUND BALANCE	2,046,333	2,046,333	2,922,535	876,202
	ENDING FUND BALANCE	2,354,184	2,922,535	2,953,017	30,482

GL NUMBER	DESCRIPTION	2025 ACTIVITY THRU 12/31/25	2025 COUNCIL APPROVED BUDGET	2026 FINANCE REVIEW BUDGET	2026 FINANCE REVIEW AMT CHANGE
Function: Unclassified					
Dept 000000					
Revenue					
271-000000-411111	REAL ESTATE TAXES			583,537	583,537
271-000000-481100	INVESTMENT INCOME	15,831			
271-000000-491270	TRANSFER FROM FD - EMS	853,003			
TOTAL REVENUE		868,834		583,537	583,537
NET OF REVENUES/APPROPRIATIONS - 000000 -		868,834		583,537	583,537
NET OF REVENUES/APPROPRIATIONS - Unclassified		868,834		583,537	583,537
ESTIMATED REVENUES - FUND 271		868,834		583,537	(583,537.00)
APPROPRIATIONS - FUND 271					
NET OF REVENUES/APPROPRIATIONS - FUND 271		868,834		583,537	583,537
BEGINNING FUND BALANCE					
ENDING FUND BALANCE		868,834		583,537	583,537

GL NUMBER	DESCRIPTION	2025 ACTIVITY THRU 12/31/25	2025 COUNCIL APPROVED BUDGET	2026 FINANCE REVIEW BUDGET	2026 FINANCE REVIEW AMT CHANGE
Function: Unclassified					
Dept 000000					
Revenue					
280-000000-467530	PUBLIC SAFETY IMPACT FEE	64,572			
280-000000-481100	INVESTMENT INCOME	8,776			
280-000000-487000	CHANGE IN MARKET VALUE	5,240			
TOTAL REVENUE		78,588			
NET OF REVENUES/APPROPRIATIONS - 000000 -		78,588			
NET OF REVENUES/APPROPRIATIONS - Unclassified		78,588			
Function: PUBLIC SAFETY					
Dept 522140 - PUBLIC SAFETY					
Expenditure					
280-522140-500210	PROFESSIONAL SERVICES	42,289			
280-522140-500390	OTHER EXPENSES	299			
TOTAL EXPENDITURE		42,588			
NET OF REVENUES/APPROPRIATIONS - 522140 - PUBLIC SA		(42,588)			
NET OF REVENUES/APPROPRIATIONS - PUBLIC SAFETY		(42,588)			
ESTIMATED REVENUES - FUND 280		78,588			
APPROPRIATIONS - FUND 280		42,588			
NET OF REVENUES/APPROPRIATIONS - FUND 280		36,000			
BEGINNING FUND BALANCE		417,191	417,191	417,191	
ENDING FUND BALANCE		453,191	417,191	417,191	

GL NUMBER	DESCRIPTION	2025 ACTIVITY THRU 12/31/25	2025 COUNCIL APPROVED BUDGET	2026 FINANCE REVIEW BUDGET	2026 FINANCE REVIEW AMT CHANGE
Function: Unclassified					
Dept 000000					
Revenue					
300-000000-411111	REAL ESTATE TAXES	947,067	947,067	1,546,423	599,356
300-000000-467520	LIBRARY IMPACT FEE	48,026			
300-000000-481100	INVESTMENT INCOME	1,447			
300-000000-491350	TRANSFER FROM TIF FUND	9,333		59,460	59,460
300-000000-491400	TRANSFER FROM CAPITAL IMPROVE	200,243			
300-000000-491410	TRANSFER FROM LEAD PIPE FUNDS	18,034		71,471	71,471
TOTAL REVENUE		1,224,150	947,067	1,677,354	730,287
NET OF REVENUES/APPROPRIATIONS - 000000 -		1,224,150	947,067	1,677,354	730,287
NET OF REVENUES/APPROPRIATIONS - Unclassified		1,224,150	947,067	1,677,354	730,287
Function: CONSERVATION AND DEVELOPMENT					
Dept 533750 - ENVIRONMENTAL EXPENSES					
Expenditure					
300-533750-500610	DEBT SERVICE - PRINCIPAL LEAD PIPE	17,487		67,976	67,976
300-533750-500620	DEBT SERVICE - INTEREST LEAD PIPE	547		3,495	3,495
TOTAL EXPENDITURE		18,034		71,471	71,471
NET OF REVENUES/APPROPRIATIONS - 533750 - ENVIRONME		(18,034)		(71,471)	71,471
NET OF REVENUES/APPROPRIATIONS - CONSERVATION AND DE		(18,034)		(71,471)	71,471
Function: TRANSFERS TO OTHER FUNDS					
Dept 592000 - OPERATING TRANSFERS OUT					
Expenditure					
300-592000-500705	TRANSFER TO TIF FUND	245,534	245,534	245,370	(164)
TOTAL EXPENDITURE		245,534	245,534	245,370	(164)
NET OF REVENUES/APPROPRIATIONS - 592000 - OPERATING		(245,534)	(245,534)	(245,370)	(164)
NET OF REVENUES/APPROPRIATIONS - TRANSFERS TO OTHER		(245,534)	(245,534)	(245,370)	(164)
Function: DEBT SERVICE					
Dept 581521 - DEBT SERVICE - 2015 NOTES					
Expenditure					
300-581521-500610	DEBT SERVICE - PRINCIPAL	355,000	355,000		(355,000)
300-581521-500620	DEBT SERVICE - INTEREST	3,550	3,550		(3,550)
TOTAL EXPENDITURE		358,550	358,550		(358,550)
NET OF REVENUES/APPROPRIATIONS - 581521 - DEBT SERV		(358,550)	(358,550)		(358,550)
Dept 581530 - DEBT SERVICE - 2016 NOTES					
Expenditure					
300-581530-500610	DEBT SERVICE - PRINCIPAL	410,000	410,000	420,000	10,000
300-581530-500620	DEBT SERVICE - INTEREST	129,638	129,638	121,338	(8,300)
TOTAL EXPENDITURE		539,638	539,638	541,338	1,700
NET OF REVENUES/APPROPRIATIONS - 581530 - DEBT SERV		(539,638)	(539,638)	(541,338)	1,700
Dept 581540 - DEBT SERVICE - 2020 G.O. NOTES					
Expenditure					
300-581540-500610	DEBT SERVICE - PRINCIPAL	25,000	25,000	30,000	5,000
300-581540-500620	DEBT SERVICE - INTEREST	4,300	4,300	3,750	(550)
TOTAL EXPENDITURE		29,300	29,300	33,750	4,450
NET OF REVENUES/APPROPRIATIONS - 581540 - DEBT SERV		(29,300)	(29,300)	(33,750)	4,450
Dept 581565 - DEBT SERVICE - 2012 GO NOTE					
Expenditure					
300-581565-500610	DEBT SERVICE - PRINCIPAL	275,000	275,000	275,000	
300-581565-500620	DEBT SERVICE - INTEREST	14,575	14,576	8,938	(5,638)
TOTAL EXPENDITURE		289,575	289,576	283,938	(5,638)
NET OF REVENUES/APPROPRIATIONS - 581565 - DEBT SERV		(289,575)	(289,576)	(283,938)	(5,638)
Dept 581575 - DEBT SERVICE - 2018 GO BONDS					
Expenditure					
300-581575-500610	DEBT SERVICE - PRINCIPAL	130,000	130,000	130,000	
300-581575-500620	DEBT SERVICE - INTEREST	14,100	14,100	10,200	(3,900)
TOTAL EXPENDITURE		144,100	144,100	140,200	(3,900)
NET OF REVENUES/APPROPRIATIONS - 581575 - DEBT SERV		(144,100)	(144,100)	(140,200)	(3,900)

GL NUMBER	DESCRIPTION	2025 ACTIVITY THRU 12/31/25	2025 COUNCIL APPROVED BUDGET	2026 FINANCE REVIEW BUDGET	2026 FINANCE REVIEW AMT CHANGE
Function: DEBT SERVICE					
Dept 581576 - DEBT SERVICE - LGIP LOAN					
Expenditure					
300-581576-500610	DEBT SERVICE - PRINCIPAL	221,762	23,645		(23,645)
300-581576-500620	DEBT SERVICE - INTEREST	12,104	9,979		(9,979)
TOTAL EXPENDITURE		233,866	33,624		(33,624)
NET OF REVENUES/APPROPRIATIONS - 581576 - DEBT SERV		(233,866)	(33,624)		(33,624)
Dept 581577					
Expenditure					
300-581577-500610	DEBT SERVICE - PRINCIPAL			300,041	300,041
300-581577-500620	DEBT SERVICE - INTEREST	9,396		226,798	226,798
TOTAL EXPENDITURE		9,396		526,839	526,839
NET OF REVENUES/APPROPRIATIONS - 581577 - DEBT SERV		(9,396)		(526,839)	526,839
Dept 582000 - DEBT SERVICE - PAYING AGENT					
Expenditure					
300-582000-500690	PAYING AGENT FEE	2,000	2,600	2,600	
TOTAL EXPENDITURE		2,000	2,600	2,600	
NET OF REVENUES/APPROPRIATIONS - 582000 - DEBT SERV		(2,000)	(2,600)	(2,600)	
NET OF REVENUES/APPROPRIATIONS - DEBT SERVICE		(1,606,425)	(1,397,388)	(1,528,665)	131,277
ESTIMATED REVENUES - FUND 300		1,224,150	947,067	1,677,354	(527,703.00)
APPROPRIATIONS - FUND 300		1,869,993	1,642,922	1,845,506	527,703.00
NET OF REVENUES/APPROPRIATIONS - FUND 300		(645,843)	(695,855)	(168,152)	527,703
BEGINNING FUND BALANCE		897,386	897,386	201,531	(695,855)
ENDING FUND BALANCE		251,543	201,531	33,379	(168,152)

GL NUMBER	DESCRIPTION	2025 ACTIVITY THRU 12/31/25	2025 COUNCIL APPROVED BUDGET	2026 FINANCE REVIEW BUDGET	2026 FINANCE REVIEW AMT CHANGE
Function: Unclassified					
Dept 000000					
Revenue					
350-000000-411111	REAL ESTATE TAXES	4,633	4,633	4,912	279
350-000000-491300	TRANSFER FROM DEBT SERVICE	245,534	245,534	245,370	(164)
TOTAL REVENUE		250,167	250,167	250,282	115
NET OF REVENUES/APPROPRIATIONS - 000000 -		250,167	250,167	250,282	115
NET OF REVENUES/APPROPRIATIONS - Unclassified		250,167	250,167	250,282	115
Function: CONSERVATION AND DEVELOPMENT					
Dept 566710 - TIF DISTRICT					
Expenditure					
350-566710-500115	ADMIN - DIRECTOR SALARY	1,000	1,000	1,000	
350-566710-500210	PROFESSIONAL SERVICES	16,164	4,000	15,000	11,000
350-566710-500212	ATTORNEY/CONSULTANT	9,150	1,000	8,000	7,000
350-566710-500610	DEBT SERVICE - PRINCIPAL	145,000	145,000	150,000	5,000
350-566710-500620	DEBT SERVICE - INTEREST	100,534	100,534	95,370	(5,164)
TOTAL EXPENDITURE		271,848	251,534	269,370	17,836
NET OF REVENUES/APPROPRIATIONS - 566710 - TIF DISTR		(271,848)	(251,534)	(269,370)	17,836
NET OF REVENUES/APPROPRIATIONS - CONSERVATION AND DE'		(271,848)	(251,534)	(269,370)	17,836
ESTIMATED REVENUES - FUND 350		250,167	250,167	250,282	17,721.00
APPROPRIATIONS - FUND 350		271,848	251,534	269,370	(17,721.00)
NET OF REVENUES/APPROPRIATIONS - FUND 350		(21,681)	(1,367)	(19,088)	(17,721)
BEGINNING FUND BALANCE		(1,051,073)	(1,051,073)	(1,052,440)	(1,367)
ENDING FUND BALANCE		(1,072,754)	(1,052,440)	(1,071,528)	(19,088)

GL NUMBER	DESCRIPTION	2025 ACTIVITY THRU 12/31/25	2025 COUNCIL APPROVED BUDGET	2026 FINANCE REVIEW BUDGET	2026 FINANCE REVIEW AMT CHANGE
Function: Unclassified					
Dept 000000					
Revenue					
351-000000-411111	REAL ESTATE TAXES	204,520	204,520	217,868	13,348
351-000000-435104	STATE PERSONAL PROPERTY AID	517		517	517
TOTAL REVENUE		205,037	204,520	218,385	13,865
NET OF REVENUES/APPROPRIATIONS - 000000 -		205,037	204,520	218,385	13,865
NET OF REVENUES/APPROPRIATIONS - Unclassified		205,037	204,520	218,385	13,865
Function: CONSERVATION AND DEVELOPMENT					
Dept 566710 - TIF DISTRICT					
Expenditure					
351-566710-500115	ADMIN - DIRECTOR SALARY	250	250	250	
351-566710-500210	PROFESSIONAL SERVICES	150	2,000	2,000	
351-566710-500227	DEVELOPERS INCENTIVE	255,773	202,270	216,135	13,865
TOTAL EXPENDITURE		256,173	204,520	218,385	13,865
NET OF REVENUES/APPROPRIATIONS - 566710 - TIF DISTR		(256,173)	(204,520)	(218,385)	13,865
NET OF REVENUES/APPROPRIATIONS - CONSERVATION AND DE'		(256,173)	(204,520)	(218,385)	13,865
ESTIMATED REVENUES - FUND 351		205,037	204,520	218,385	
APPROPRIATIONS - FUND 351		256,173	204,520	218,385	
NET OF REVENUES/APPROPRIATIONS - FUND 351		(51,136)			
BEGINNING FUND BALANCE		53,403	53,403	53,403	
ENDING FUND BALANCE		2,267	53,403	53,403	

GL NUMBER	DESCRIPTION	2025 ACTIVITY THRU 12/31/25	2025 COUNCIL APPROVED BUDGET	2026 FINANCE REVIEW BUDGET	2026 FINANCE REVIEW AMT CHANGE
Function: Unclassified					
Dept 000000					
Revenue					
352-000000-411111	REAL ESTATE TAXES	54,029	54,029	57,596	3,567
TOTAL REVENUE		54,029	54,029	57,596	3,567
NET OF REVENUES/APPROPRIATIONS - 000000 -		54,029	54,029	57,596	3,567
NET OF REVENUES/APPROPRIATIONS - Unclassified		54,029	54,029	57,596	3,567
Function: CONSERVATION AND DEVELOPMENT					
Dept 566710 - TIF DISTRICT					
Expenditure					
352-566710-500115	ADMIN - DIRECTOR SALARY	250	250	250	
352-566710-500210	PROFESSIONAL SERVICES	150	2,000	2,000	
352-566710-500212	ATTORNEY/CONSULTANT		500	500	
352-566710-500227	DEVELOPERS INCENTIVE	51,279	51,279	54,846	3,567
TOTAL EXPENDITURE		51,679	54,029	57,596	3,567
NET OF REVENUES/APPROPRIATIONS - 566710 - TIF DISTR		(51,679)	(54,029)	(57,596)	3,567
NET OF REVENUES/APPROPRIATIONS - CONSERVATION AND DE'		(51,679)	(54,029)	(57,596)	3,567
ESTIMATED REVENUES - FUND 352		54,029	54,029	57,596	
APPROPRIATIONS - FUND 352		51,679	54,029	57,596	
NET OF REVENUES/APPROPRIATIONS - FUND 352		2,350			
BEGINNING FUND BALANCE		8,489	8,489	8,489	
ENDING FUND BALANCE		10,839	8,489	8,489	

GL NUMBER	DESCRIPTION	2025 ACTIVITY THRU 12/31/25	2025 COUNCIL APPROVED BUDGET	2026 FINANCE REVIEW BUDGET	2026 FINANCE REVIEW AMT CHANGE
Function: Unclassified					
Dept 000000					
Revenue					
353-000000-411111	REAL ESTATE TAXES	312,808	312,808	316,338	3,530
353-000000-435104	STATE PERSONAL PROPERTY AID	59,642		59,642	59,642
353-000000-481100	INVESTMENT INCOME	7,412			
353-000000-483315	SALE OF CITY PROPERTY	192,343			
353-000000-491400	TRANSFER FROM CAPITAL IMPROVE	513,122			
TOTAL REVENUE		1,085,327	312,808	375,980	63,172
NET OF REVENUES/APPROPRIATIONS - 000000 -		1,085,327	312,808	375,980	63,172
NET OF REVENUES/APPROPRIATIONS - Unclassified		1,085,327	312,808	375,980	63,172
Function: CONSERVATION AND DEVELOPMENT					
Dept 566710 - TIF DISTRICT					
Expenditure					
353-566710-500115	ADMIN - DIRECTOR SALARY	500	500	500	
353-566710-500210	PROFESSIONAL SERVICES	150	5,000	5,000	
353-566710-500212	ATTORNEY/CONSULTANT	10,271	5,000	10,000	5,000
353-566710-500451	TIF - SANITARY SEWER	19,367			
353-566710-500610	DEBT SERVICE - PRINCIPAL	768,266	260,590	205,000	(55,590)
353-566710-500620	DEBT SERVICE - INTEREST	157,017	151,572	121,950	(29,622)
353-566710-500704	TRANSFER TO DEBT SERVICE FUND	9,333		59,461	59,461
TOTAL EXPENDITURE		964,904	422,662	401,911	(20,751)
NET OF REVENUES/APPROPRIATIONS - 566710 - TIF DISTR		(964,904)	(422,662)	(401,911)	(20,751)
NET OF REVENUES/APPROPRIATIONS - CONSERVATION AND DE'		(964,904)	(422,662)	(401,911)	(20,751)
ESTIMATED REVENUES - FUND 353		1,085,327	312,808	375,980	(83,923.00)
APPROPRIATIONS - FUND 353		964,904	422,662	401,911	83,923.00
NET OF REVENUES/APPROPRIATIONS - FUND 353		120,423	(109,854)	(25,931)	83,923
BEGINNING FUND BALANCE		335,197	335,197	225,343	(109,854)
ENDING FUND BALANCE		455,620	225,343	199,412	(25,931)

GL NUMBER	DESCRIPTION	2025 ACTIVITY THRU 12/31/25	2025 COUNCIL APPROVED BUDGET	2026 FINANCE REVIEW BUDGET	2026 FINANCE REVIEW AMT CHANGE
Function: Unclassified					
Dept 000000					
Revenue					
354-000000-411111	REAL ESTATE TAXES	315,469	315,469	982,962	667,493
354-000000-481100	INVESTMENT INCOME	19,580			
354-000000-487000	CHANGE IN MARKET VALUE	(863)			
TOTAL REVENUE		334,186	315,469	982,962	667,493
NET OF REVENUES/APPROPRIATIONS - 000000 -		334,186	315,469	982,962	667,493
NET OF REVENUES/APPROPRIATIONS - Unclassified		334,186	315,469	982,962	667,493
Function: CONSERVATION AND DEVELOPMENT					
Dept 566710 - TIF DISTRICT					
Expenditure					
354-566710-500115	ADMIN - DIRECTOR SALARY	1,000	1,000	1,000	
354-566710-500210	PROFESSIONAL SERVICES	7,906	4,000	5,000	1,000
354-566710-500212	ATTORNEY/CONSULTANT		2,000	2,000	
354-566710-500227	DEVELOPERS INCENTIVE	202,569	202,569	771,562	568,993
354-566710-500290	MAINT/CONTRACTED SERVICES	13,425			
354-566710-500456	TIF - STREET LIGHTING/ELECTRIC	39,312			
354-566710-500610	DEBT SERVICE - PRINCIPAL			100,000	100,000
354-566710-500620	DEBT SERVICE - INTEREST	105,900	105,900	103,400	(2,500)
TOTAL EXPENDITURE		370,112	315,469	982,962	667,493
NET OF REVENUES/APPROPRIATIONS - 566710 - TIF DISTR		(370,112)	(315,469)	(982,962)	667,493
NET OF REVENUES/APPROPRIATIONS - CONSERVATION AND DE		(370,112)	(315,469)	(982,962)	667,493
ESTIMATED REVENUES - FUND 354		334,186	315,469	982,962	
APPROPRIATIONS - FUND 354		370,112	315,469	982,962	
NET OF REVENUES/APPROPRIATIONS - FUND 354		(35,926)			
BEGINNING FUND BALANCE		748,683	748,683	748,683	
ENDING FUND BALANCE		712,757	748,683	748,683	

GL NUMBER	DESCRIPTION	2025 ACTIVITY THRU 12/31/25	2025 COUNCIL APPROVED BUDGET	2026 FINANCE REVIEW BUDGET	2026 FINANCE REVIEW AMT CHANGE
Function: Unclassified					
Dept 000000					
Revenue					
400-000000-411111	REAL ESTATE TAXES	2,218,930	2,218,930	1,884,870	(334,060)
400-000000-423200	SPECIAL ASSESSMENT REVENUE	177,943			
400-000000-435425	DNR GRANT - DAMS		400,000	337,500	(62,500)
400-000000-481100	INVESTMENT INCOME	72,129	10,000	40,000	30,000
400-000000-483315	SALE OF CITY PROPERTY	23,161	38,000	50,000	12,000
400-000000-485550	DONATIONS	14,000			
400-000000-486000	MISCELLANEOUS REVENUE	107	40,000		(40,000)
400-000000-487000	CHANGE IN MARKET VALUE	7,047			
400-000000-491000	PROCEEDS FROM BORROWING	1,656,012	1,230,000	4,340,000	3,110,000
400-000000-491200	TRANSFER FROM CEMETERY FUND		25,000	67,000	42,000
400-000000-491220	TRANSFER FROM REC PROG FND	32,000	32,000		(32,000)
400-000000-491250	TRANSFER FROM PARKS/PLAYGROUND			45,000	45,000
400-000000-491270	TRANSFER FROM EMS	447,000	225,000	15,000	(210,000)
400-000000-491700	TRANSFER FROM PARKS IMPACT FEE FUN			250,000	250,000
TOTAL REVENUE		4,648,329	4,218,930	7,029,370	2,810,440
NET OF REVENUES/APPROPRIATIONS - 000000 -		4,648,329	4,218,930	7,029,370	2,810,440
NET OF REVENUES/APPROPRIATIONS - Unclassified		4,648,329	4,218,930	7,029,370	2,810,440
Function: PARKS AND RECREATION					
Dept 555110 - LIBRARY					
Expenditure					
400-555110-500824	LIBRARY BUILDING		29,000		(29,000)
TOTAL EXPENDITURE			29,000		(29,000)
NET OF REVENUES/APPROPRIATIONS - 555110 - LIBRARY			(29,000)		(29,000)
Dept 555510 - PARKS, RECREATION & FORESTRY					
Expenditure					
400-555510-500861	PARK IMPROVEMENTS	52,675	142,000	182,000	40,000
400-555510-500864	PARK DEVELOPMENT			750,000	750,000
TOTAL EXPENDITURE		52,675	142,000	932,000	790,000
NET OF REVENUES/APPROPRIATIONS - 555510 - PARKS, RE		(52,675)	(142,000)	(932,000)	790,000
NET OF REVENUES/APPROPRIATIONS - PARKS AND RECREATIO		(52,675)	(171,000)	(932,000)	761,000
Function: CONSERVATION AND DEVELOPMENT					
Dept 533750 - ENVIRONMENTAL EXPENSES					
Expenditure					
400-533750-500841	PROCHNOW	19,420	65,000	37,500	(27,500)
400-533750-500872	PRIVATE SIDE - LEAD PIPE REMOVAL	11,891			
400-533750-500874	DAM STUDIES	32,370	800,000	950,000	150,000
TOTAL EXPENDITURE		63,681	865,000	987,500	122,500
NET OF REVENUES/APPROPRIATIONS - 533750 - ENVIRONME		(63,681)	(865,000)	(987,500)	122,500
NET OF REVENUES/APPROPRIATIONS - CONSERVATION AND DE		(63,681)	(865,000)	(987,500)	122,500
Function: TRANSFERS TO OTHER FUNDS					
Dept 592000 - OPERATING TRANSFERS OUT					
Expenditure					
400-592000-500704	TRANSFER TO DEBT SERVICE FUND	200,243			
400-592000-500705	TRANSFER TO TIF FUND	513,122			
TOTAL EXPENDITURE		713,365			
NET OF REVENUES/APPROPRIATIONS - 592000 - OPERATING		(713,365)			
NET OF REVENUES/APPROPRIATIONS - TRANSFERS TO OTHER		(713,365)			
Function: PUBLIC SAFETY					
Dept 522110 - POLICE ADMINISTRATION					
Expenditure					
400-522110-500807	STATION IMPROVEMENTS		5,000		(5,000)
TOTAL EXPENDITURE			5,000		(5,000)
NET OF REVENUES/APPROPRIATIONS - 522110 - POLICE AD			(5,000)		(5,000)
Dept 522120 - POLICE PATROL DIVISION					
Expenditure					
400-522120-500724	OFFICER EQUIPMENT	101,490	75,000	89,000	14,000
400-522120-500811	VEHICLE REPLACEMENTS	12,066	151,971	171,000	19,029

GL NUMBER	DESCRIPTION	2025 ACTIVITY THRU 12/31/25	2025 COUNCIL APPROVED BUDGET	2026 FINANCE REVIEW BUDGET	2026 FINANCE REVIEW AMT CHANGE
Function: PUBLIC SAFETY					
Dept 522120 - POLICE PATROL DIVISION					
Expenditure					
TOTAL EXPENDITURE		113,556	226,971	260,000	33,029
NET OF REVENUES/APPROPRIATIONS - 522120 - POLICE PA		(113,556)	(226,971)	(260,000)	33,029
Dept 522230 - FIRE STATION					
Expenditure					
400-522230-500807	STATION IMPROVEMENTS			40,000	40,000
400-522230-500831	EQUIPMENT	12,190	25,000	15,000	(10,000)
TOTAL EXPENDITURE		12,190	25,000	55,000	30,000
NET OF REVENUES/APPROPRIATIONS - 522230 - FIRE STAT		(12,190)	(25,000)	(55,000)	30,000
Dept 522410 - EMERGENCY MANAGEMENT					
Expenditure					
400-522410-500811	VEHICLE REPLACEMENTS	58,934	60,000		(60,000)
TOTAL EXPENDITURE		58,934	60,000		(60,000)
NET OF REVENUES/APPROPRIATIONS - 522410 - EMERGENCY		(58,934)	(60,000)		(60,000)
NET OF REVENUES/APPROPRIATIONS - PUBLIC SAFETY		(184,680)	(316,971)	(315,000)	(1,971)
Function: DEBT SERVICE					
Dept 581500 - DEBT SERVICE					
Expenditure					
400-581500-500611	SQUAD LEASE PAYMENT - PRINCIPAL	65,850			
400-581500-500612	BI LEASE PAYMENT - PRINCIPAL	4,632			
400-581500-500613	PD MISC LEASE - PRINCIPAL	11,796			
400-581500-500621	SQUAD LEASE PAYMENT - INTEREST	16,405			
400-581500-500623	PD MISC LEASE - INTEREST	1,894			
400-581500-500685	DEBT ISSUANCE COST	32,200			
TOTAL EXPENDITURE		132,777			
NET OF REVENUES/APPROPRIATIONS - 581500 - DEBT SERV		(132,777)			
NET OF REVENUES/APPROPRIATIONS - DEBT SERVICE		(132,777)			
Function: GENERAL GOVERNMENT					
Dept 518100 - CITY HALL					
Expenditure					
400-518100-500805	CEMETERY		25,000	50,000	25,000
400-518100-500806	CITY HALL IMPROVEMENTS	15,226	303,000		(303,000)
400-518100-500811	VEHICLE REPLACEMENTS		6,620	6,620	
TOTAL EXPENDITURE		15,226	334,620	56,620	(278,000)
NET OF REVENUES/APPROPRIATIONS - 518100 - CITY HALL		(15,226)	(334,620)	(56,620)	(278,000)
NET OF REVENUES/APPROPRIATIONS - GENERAL GOVERNMENT		(15,226)	(334,620)	(56,620)	(278,000)
Function: PUBLIC WORKS					
Dept 533210 - GARAGE/MECHANIC					
Expenditure					
400-533210-500880	EQUIP REPLACEMENT	527,570	500,000	490,000	(10,000)
TOTAL EXPENDITURE		527,570	500,000	490,000	(10,000)
NET OF REVENUES/APPROPRIATIONS - 533210 - GARAGE/ME		(527,570)	(500,000)	(490,000)	(10,000)
Dept 533311 - PUBLIC WORKS CREW					
Expenditure					
400-533311-500854	STREET IMPROVEMENTS	930,448	1,130,000	3,840,000	2,710,000
400-533311-500876	ASPHALT REPAIRS			60,000	60,000
400-533311-500899	SIDEWALK REPLACEMENTS-CAPITAL	49,907	50,000	50,000	
TOTAL EXPENDITURE		980,355	1,180,000	3,950,000	2,770,000
NET OF REVENUES/APPROPRIATIONS - 533311 - PUBLIC WO		(980,355)	(1,180,000)	(3,950,000)	2,770,000
Dept 533440 - STORM SEWERS					
Expenditure					
400-533440-500472	NR216 COMPLIANCE	18,167	40,000	40,000	
400-533440-500475	STORMWATER IMPROVEMENTS	616,297	662,930	975,000	312,070
400-533440-500877	STORM SEWER CAPITAL PRJT ENG			36,250	36,250
TOTAL EXPENDITURE		634,464	702,930	1,051,250	348,320
NET OF REVENUES/APPROPRIATIONS - 533440 - STORM SEW		(634,464)	(702,930)	(1,051,250)	348,320

Calculations as of 12/31/2025

GL NUMBER DESCRIPTION	2025 ACTIVITY THRU 12/31/25	2025 COUNCIL APPROVED BUDGET	2026 FINANCE REVIEW BUDGET	2026 FINANCE REVIEW AMT CHANGE
Function: PUBLIC WORKS				
NET OF REVENUES/APPROPRIATIONS - PUBLIC WORKS	(2,142,389)	(2,382,930)	(5,491,250)	3,108,320
ESTIMATED REVENUES - FUND 400	4,648,329	4,218,930	7,029,370	901,409.00
APPROPRIATIONS - FUND 400	3,304,793	4,070,521	7,782,370	(901,409.00)
NET OF REVENUES/APPROPRIATIONS - FUND 400	1,343,536	148,409	(753,000)	(901,409)
BEGINNING FUND BALANCE	1,584,762	1,584,762	1,733,171	148,409
ENDING FUND BALANCE	2,928,298	1,733,171	980,171	(753,000)

GL NUMBER	DESCRIPTION	2025 ACTIVITY THRU 12/31/25	2025 COUNCIL APPROVED BUDGET	2026 FINANCE REVIEW BUDGET	2026 FINANCE REVIEW AMT CHANGE
Function: Unclassified					
Dept 000000					
Revenue					
601-000000-464111	RESIDENTIAL REVENUE	2,176,087	3,743,723	4,211,688	467,965
601-000000-464112	COMMERCIAL REVENUE	353,851	626,020	704,273	78,253
601-000000-464113	INDUSTRIAL REVENUE	321,199	544,252	612,284	68,032
601-000000-464114	PUBLIC AUTHORITY REVENUE	85,303	145,402	163,577	18,175
601-000000-464200	MISCELLANEOUS REVENUES	495			
601-000000-464215	SEWER CONNECTION FEES	134,920	10,000	20,000	10,000
601-000000-464310	SEPTAGE HAULER FEE	59,540	70,000	70,000	
601-000000-481100	INVESTMENT INCOME	180,275	25,000	50,000	25,000
601-000000-481121	INV INC - WWTF REPLACEMENT	23,010	30,000	30,000	
601-000000-481122	INV INC - COLL SYST REPLACE	50,587	20,000	25,000	5,000
601-000000-483315	SALE OF CITY PROPERTY	155,000			
601-000000-486000	MISCELLANEOUS REVENUE	149			
601-000000-487000	CHANGE IN MARKET VALUE	39,137			
TOTAL REVENUE		3,579,553	5,214,397	5,886,822	672,425
NET OF REVENUES/APPROPRIATIONS - 000000 -		3,579,553	5,214,397	5,886,822	672,425
NET OF REVENUES/APPROPRIATIONS - Unclassified		3,579,553	5,214,397	5,886,822	672,425
Function: WATER RECYCLING CENTER					
Dept 573805 - WRC ADMIN LABOR					
Expenditure					
601-573805-500111	SALARIES	175,475	256,415	277,221	20,806
601-573805-500135	SICK PAY OUT			35,999	35,999
601-573805-500151	FICA	13,195	19,616	21,220	1,604
601-573805-500152	RETIREMENT	12,206	17,821	19,960	2,139
601-573805-500154	HEALTH INSURANCE	50,952	63,030	83,229	20,199
601-573805-500155	LIFE INSURANCE		151	51	(100)
601-573805-500161	EAP/125 ADMIN		500	500	
601-573805-500165	WORKERS COMP INS	1,489	7,146	4,843	(2,303)
TOTAL EXPENDITURE		253,317	364,679	443,023	78,344
NET OF REVENUES/APPROPRIATIONS - 573805 - WRC ADMIN		(253,317)	(364,679)	(443,023)	78,344
Dept 573810 - WRC GENERAL LABOR					
Expenditure					
601-573810-500111	SALARIES	181,017	270,931	285,946	15,015
601-573810-500112	OVERTIME	4,081	9,000	6,000	(3,000)
601-573810-500120	WRC PAGER PAY	15,310	18,250	18,250	
601-573810-500151	FICA	15,082	22,581	23,730	1,149
601-573810-500152	RETIREMENT	13,932	20,515	22,334	1,819
601-573810-500154	HEALTH INSURANCE	45,421	78,468	80,332	1,864
601-573810-500155	LIFE INSURANCE		114	123	9
601-573810-500165	WORKERS COMP INS	6,268	7,512	7,755	243
TOTAL EXPENDITURE		281,111	427,371	444,470	17,099
NET OF REVENUES/APPROPRIATIONS - 573810 - WRC GENER		(281,111)	(427,371)	(444,470)	17,099
Dept 573815 - WRC COLL SYSTEM LABOR					
Expenditure					
601-573815-500111	SALARIES	86,861	129,403	133,279	3,876
601-573815-500112	OVERTIME	2,055		3,000	3,000
601-573815-500151	FICA	6,222	10,129	10,425	296
601-573815-500152	RETIREMENT	6,181	9,202	9,812	610
601-573815-500154	HEALTH INSURANCE	46,495	55,794	57,119	1,325
601-573815-500155	LIFE INSURANCE	13	19	21	2
601-573815-500165	WORKERS COMP INS	3,058	3,665	3,407	(258)
TOTAL EXPENDITURE		150,885	208,212	217,063	8,851
NET OF REVENUES/APPROPRIATIONS - 573815 - WRC COLL		(150,885)	(208,212)	(217,063)	8,851
Dept 573825 - WRC OPERATIONS					
Expenditure					
601-573825-500222	ELECTRIC	89,102	115,000	115,000	
601-573825-500224	NATURAL GAS	2,958	6,000	7,200	1,200
601-573825-500225	TELEPHONE/COMMUNICATIONS	6,817	10,000	10,500	500
601-573825-500226	WATER SERVICE	4,453	6,500	6,500	
601-573825-500294	SLUDGE HAULING	187,117	275,000	300,000	25,000
601-573825-500312	COMPUTER/COPIER SUPPLIES	1,831	7,500	5,000	(2,500)
601-573825-500370	LAB SUPPLIES	9,976	22,000	22,000	
601-573825-500371	COAGULANTS	22,554	20,000	25,000	5,000
601-573825-500372	SAFETY EQUIPMENT	7,995	12,500	13,000	500
TOTAL EXPENDITURE		332,803	474,500	504,200	29,700

GL NUMBER	DESCRIPTION	2025 ACTIVITY THRU 12/31/25	2025 COUNCIL APPROVED BUDGET	2026 FINANCE REVIEW BUDGET	2026 FINANCE REVIEW AMT CHANGE
Function: WATER RECYCLING CENTER					
Dept 573825 - WRC OPERATIONS					
NET OF REVENUES/APPROPRIATIONS - 573825 - WRC OPERA		(332,803)	(474,500)	(504,200)	29,700
Dept 573830 - WRC MAINTENANCE					
Expenditure					
601-573830-500297	REFUSE COLLECTION	12,317	20,000	20,000	
601-573830-500340	MAINTENANCE SUPPLIES	56,078	50,500	50,000	(500)
601-573830-500342	JANITORIAL SUPPLIES	1,555	2,500	2,000	(500)
TOTAL EXPENDITURE		69,950	73,000	72,000	(1,000)
NET OF REVENUES/APPROPRIATIONS - 573830 - WRC MAINT		(69,950)	(73,000)	(72,000)	(1,000)
Dept 573835 - COLLECTION SYSTEM					
Expenditure					
601-573835-500360	COLLECTION SYSTEM MAINT	7,545	28,500	20,000	(8,500)
601-573835-500383	WRC ADAPTIVE MANAGEMENT	15,731	200,000	200,000	
TOTAL EXPENDITURE		23,276	228,500	220,000	(8,500)
NET OF REVENUES/APPROPRIATIONS - 573835 - COLLECTIO		(23,276)	(228,500)	(220,000)	(8,500)
Dept 573840 - LIFT STATIONS					
Expenditure					
601-573840-500340	MAINTENANCE SUPPLIES	35,759	60,000	50,000	(10,000)
TOTAL EXPENDITURE		35,759	60,000	50,000	(10,000)
NET OF REVENUES/APPROPRIATIONS - 573840 - LIFT STAT		(35,759)	(60,000)	(50,000)	(10,000)
Dept 573845 - TRANSPORTATION					
Expenditure					
601-573845-500240	REPAIR AND MAINTENANCE	6,203	13,000	13,000	
TOTAL EXPENDITURE		6,203	13,000	13,000	
NET OF REVENUES/APPROPRIATIONS - 573845 - TRANSPORT		(6,203)	(13,000)	(13,000)	
Dept 573850 - WRC ADMINISTRATION/GENERAL					
Expenditure					
601-573850-500210	PROFESSIONAL SERVICES	8,336	15,000	15,000	
601-573850-500211	EXTRAORDINARY SERVICES		5,000	5,000	
601-573850-500215	ENGINEERING		30,000	30,000	
601-573850-500216	L&W BILLING	78,534	175,000	186,000	11,000
601-573850-500218	SEWER AUDIT		5,500	5,500	
601-573850-500310	OFFICE SUPPLIES	176	750	750	
601-573850-500320	PROF PUBLICATIONS AND DUES	230	300	300	
601-573850-500323	STATE OF WI TESTING	11,331	12,000	17,500	5,500
601-573850-500330	TRAVEL & TRAINING	2,979	6,000	4,000	(2,000)
601-573850-500390	OTHER EXPENSES	672	500	500	
601-573850-500405	HR TRANSFER			11,100	11,100
601-573850-500510	PROPERTY INSURANCE	10,390	16,000	16,000	
TOTAL EXPENDITURE		112,648	266,050	291,650	25,600
NET OF REVENUES/APPROPRIATIONS - 573850 - WRC ADMIN		(112,648)	(266,050)	(291,650)	25,600
Dept 573855 - WRC CONTINGENCY FUND					
Expenditure					
601-573855-500990	CONTINGENCY RESERVE	17,991	55,000	55,000	
TOTAL EXPENDITURE		17,991	55,000	55,000	
NET OF REVENUES/APPROPRIATIONS - 573855 - WRC CONTI		(17,991)	(55,000)	(55,000)	
Dept 573860 - WRC DEBT SERVICE					
Expenditure					
601-573860-500610	DEBT SERVICE - PRINCIPAL	45,000	45,000	50,000	5,000
601-573860-500620	DEBT SERVICE - INTEREST	14,975	14,975	14,026	(949)
TOTAL EXPENDITURE		59,975	59,975	64,026	4,051
NET OF REVENUES/APPROPRIATIONS - 573860 - WRC DEBT		(59,975)	(59,975)	(64,026)	4,051
Dept 573870 - WRC DEPRECIATION					
Expenditure					
601-573870-500540	DEPRECIATION EXPENSE	772,500	1,030,000	1,408,000	378,000
TOTAL EXPENDITURE		772,500	1,030,000	1,408,000	378,000
NET OF REVENUES/APPROPRIATIONS - 573870 - WRC DEPRE		(772,500)	(1,030,000)	(1,408,000)	378,000
NET OF REVENUES/APPROPRIATIONS - WATER RECYCLING CEN		(2,116,418)	(3,260,287)	(3,782,432)	522,145

GL NUMBER DESCRIPTION	2025 ACTIVITY THRU 12/31/25	2025 COUNCIL APPROVED BUDGET	2026 FINANCE REVIEW BUDGET	2026 FINANCE REVIEW AMT CHANGE
ESTIMATED REVENUES - FUND 601	3,579,553	5,214,397	5,886,822	(150,280.00)
APPROPRIATIONS - FUND 601	2,116,418	3,260,287	3,782,432	150,280.00
NET OF REVENUES/APPROPRIATIONS - FUND 601	1,463,135	1,954,110	2,104,390	150,280
BEGINNING FUND BALANCE	22,135,605	22,135,605	24,089,715	1,954,110
ENDING FUND BALANCE	23,598,740	24,089,715	26,194,105	2,104,390
ESTIMATED REVENUES - ALL FUNDS	17,296,506	16,621,447	21,773,075	56,592.00
APPROPRIATIONS - ALL FUNDS	13,474,112	14,663,722	20,505,407	(56,592.00)
NET OF REVENUES/APPROPRIATIONS - ALL FUNDS	3,822,394	1,957,725	1,267,668	
BEGINNING FUND BALANCE - ALL FUNDS	28,296,432	28,296,432	30,254,157	1,957,725
ENDING FUND BALANCE - ALL FUNDS	32,118,826	30,254,157	31,521,825	1,267,668

CITY OF CEDARBURG

Capital Improvement Budget

2026 – 2032

Funding Sources

Year	Property Tax	Debt	Cemetery Fund	Park Impact Fees	FD Special Revenue	Pool Fund	FD Corporation Donation	Environmental Reserves	Capital Reserves	Equipment Reserves	Grants
2026	$1,884,870	$4,340,000	$67,000	$250,000	$15,000	$45,000	$0	$37,500	$950,000	$100,000	$0
2027	$1,961,601	$3,140,000	$57,000	$0	$565,000	$0	$0	$115,500	$0	$100,000	$0
2028	$2,426,987	$54,955,000	$82,000	$0	$20,000	$0	$100,000	$37,500	$0	$0	$0
2029	$1,814,487	$1,665,000	$58,000	$650,000	$576,000	$0	$0	$37,500	$0	$0	$0
2030	$1,615,237	$1,345,000	$32,000	$300,000	$400,000	$0	$100,000	$37,500	$0	$0	$0
2031	$2,251,837	$1,550,000	$32,000	$300,000	$25,000	$0	$0	$37,500	$0	$0	$0
2032	$1,547,500	$1,765,000	$32,000	$300,000	$0	$0	$0	$0	$0	$0	$0

Operating Impact Definitions

IMPACT LEVEL	DESCRIPTION
Positive	Improves efficiency, reduces maintenance costs, enhances service delivery, or replaces aging infrastructure. May result in long-term savings or improved staff productivity.
Negligible	Minimal or no measurable effect on operating costs. Typically applies to routine replacements, compliance items, or small-scale upgrades.
Neutral	No expected change in operating costs or service levels. Often used for planning, engineering, or one-time studies.
Negative	Increases operating costs due to added staffing, maintenance, utilities, or service expansion. May require future budget adjustments.

2026

Capital Improvement Program – Department Summary

Administrative Services

PROJECT NAME	DESCRIPTION	BUDGET	FUNDING SOURCE	OPERATING IMPACT
Environmental Legal Consulting	Ongoing environmental compliance	$5,000	Environmental Reserve	Negligible
Prochnow Landfill Monitoring	Annual groundwater testing/DNR compliance	$32,500	Environmental Reserve	Negligible
Dam Repair	Infrastructure Improvement	$950,000	DNR Grant/ Capital Reserves	Positive

Building Inspection – City Hall

PROJECT NAME	DESCRIPTION	BUDGET	FUNDING SOURCE	OPERATING IMPACT
BI Vehicle Lease	Inspection Vehicle Lease	$6,620	Property Tax	Negligible

Building Inspection – Cemeteries

PROJECT NAME	DESCRIPTION	BUDGET	FUNDING SOURCE	OPERATING IMPACT
Cemetery Expansion	Possible columbarium and layout	$50,000	Cemetery Fund	Neutral
Cemetery Beautification	Headstone Restoration	$2,000	Cemetery Fund	Negligible
Zero Turn Mower	Equipment Addition	$15,000	Cemetery Fund	Negligible

Engineering & Public Works – Equipment

PROJECT NAME	DESCRIPTION	BUDGET	FUNDING SOURCE	OPERATING IMPACT
Plow Truck Replacement	Replaces 2009 Peterbilt	$320,000	Property Tax	Positive
Parks Equipment Replacement (#43)	Multi-function John Deer Unit	$100,000	Equipment Replacement Reserves	Positive
GMC Plow Replacement	Snow removal vehicle	$70,000	Property Tax	Positive

Stormwater – Consulting & Engineering

PROJECT NAME	DESCRIPTION	BUDGET	FUNDING SOURCE	OPERATING IMPACT
NR216 Compliance	MS4 permit support	$40,000	Property Tax	Neutral
Engineering Services (2027 prep)	Design for future projects	$36,250	Property Tax	Neutral

Stormwater – Infrastructure

PROJECT NAME	DESCRIPTION	BUDGET	FUNDING SOURCE	OPERATING IMPACT
Franklin: Bridge to Walnut	Storm Water Improvements	$85,000	Property Tax	Positive
Madison Ave: Walnut to Fair	Storm Water Improvement	$235,000	Property Tax	Positive
St. John: Bridge to Washington	Storm Water Improvements	$20,000	Property Tax	Positive
Cedar Ridge: Bridge to Orchard	Storm Water Improvements	$85,000	Property Tax	Positive
Washington Ave: Lincoln to City Limits	Storm Water Improvements	$550,000	Property Tax	Positive

Street Improvements

PROJECT NAME	DESCRIPTION	BUDGET	FUNDING SOURCE	OPERATING IMPACT
Sidewalk Replacement	Annual Sidewalk Program	$50,000	Debt	Positive
Asphalt Repairs	Annual Asphalt Repairs	$60,000	Debt	Positive
Elm St: St. John to Washington	Road Reconstruction	$75,000	Debt	Positive
Fair St: Evergreen to Washington	Road Reconstruction	$140,000	Debt	Positive
Franklin Ave: Bridge to Walnut	Road Reconstruction	$115,000	Debt	Positive
Franklin Ave: Pine to Fair	Road Reconstruction	$120,000	Debt	Positive
Madison: Walnut to Fair	Road Reconstruction	$210,000	Debt	Positive
St. John: Bridge to Washington	Road Reconstruction	$165,000	Debt	Positive

Cedar Ridge: Bridge to Orchard	Road Reconstruction	$405,000	Debt	Positive
Washington Ave: Lincoln to City Limits	Road Reconstruction	$2,500,000	Debt	Positive

Fire Department

PROJECT NAME	DESCRIPTION	BUDGET	FUNDING SOURCE	OPERATING IMPACT
Update Bathrooms	Facility Updates	$20,000	Property Tax	Positive
Firefighting Equipment/Hose	Equipment Replacement	$15,000	FD Special Revenue Fund	Positive
Update Officers/Full-Time Work Area	Facility Updates	$10,000	Property Tax	Positive
Addition of a Female Locker Room	Facility Updates	$10,000	Property Tax	Positive

Library

PROJECT NAME	DESCRIPTION	BUDGET	FUNDING SOURCE	OPERATING IMPACT

Parks and Forestry

PROJECT NAME	DESCRIPTION	BUDGET	FUNDING SOURCE	OPERATING IMPACT
Bandshell Staining	Maintenance and Preservation	$45,000	Property Tax	Positive
Layton Ave Playground	New playground installation	$250,000	Park Impact Fees	Negative
Creekwalk Extension	Extension of Creekwalk	$500,000	Debt	Negative

Municipal Pool

PROJECT NAME	DESCRIPTION	BUDGET	FUNDING SOURCE	OPERATING IMPACT
Pool Heater	Equipment Replacement	$92,000	Property Tax	Positive
Roof Replacement: Main Building	Facility Repairs	$35,000	Pool Fund Balance	Positive
Pool Parking Lot Seal Coating	Facility Repairs	$10,000	Pool Fund Balance	Positive

Police Department

PROJECT NAME	DESCRIPTION	BUDGET	FUNDING SOURCE	OPERATING IMPACT
Squad Replacement	Replace Squad #7, #3, #1	$171,000	Property Tax (Lease)	Positive
Body Cameras/Squad Cameras/Tasers	Year 3 of a 5 year contract	$77,000	Property Tax	Negligible
Axon Cameras	Year 1 of 5 for Community Security Updates	$0	Property Tax	Positive
Handguns	Officer Equipment Replacement	$12,000	Property Tax	Negligible

Emergency Government

PROJECT NAME	DESCRIPTION	BUDGET	FUNDING SOURCE	OPERATING IMPACT

2027

Capital Improvement Program – Department Summary

Administrative Services

PROJECT NAME	DESCRIPTION	BUDGET	FUNDING SOURCE	OPERATING IMPACT
Environmental Legal Consulting	Ongoing environmental compliance	$5,000	Environmental Reserve	Negligible
Prochnow Landfill Monitoring	Annual groundwater testing/DNR compliance	$32,500	Environmental Reserve	Negligible
Prochnow Landfill Remediation	Engineering/Design	$78,000	Environmental Reserve	Negligible

Building Inspection – City Hall

PROJECT NAME	DESCRIPTION	BUDGET	FUNDING SOURCE	OPERATING IMPACT
BI Vehicle	Inspector Vehicle Lease (Last year)	$3,864	Property Tax	Positive
Gym Restroom Remodel	Exterior restroom upgrades	$65,000	Property Tax	Positive
City Hall Parking Lot Seal Coating	Surface Preservation	$9,500	Property Tax	Positive
Dumpster/AC Fence	Screening and Security	$14,000	Property Tax	Negligible

Building Inspection – Cemeteries

PROJECT NAME	DESCRIPTION	BUDGET	FUNDING SOURCE	OPERATING IMPACT
Landmark Structure Repairs	Facility Repairs	$10,000	Cemetery Fund	Positive
Zero Turn Mower	Equipment Replacement	$15,000	Cemetery Fund	Positive
Columbarium (Zur Ruhe and Immanuel)	Construction of a columbarium	$30,000	Cemetery Fund	Positive
Cemetery Beautification	Headstone Restoration	$2,000	Cemetery Fund	Negligible

Engineering & Public Works – Equipment

PROJECT NAME	DESCRIPTION	BUDGET	FUNDING SOURCE	OPERATING IMPACT
#3 2011 International Garbage Truck	Equipment Replacement	$320,000	Property Tax	Positive
Setting up leaf vac/chipper truck on existing truck chassis	Equipment Replacement	$130,000	Property Tax	Positive
2017 John Deere 1570 Cab, Blower, Broom, Salter, Mower	Equipment Replacement	$100,000	Equipment Replacement Reserves	Positive

Stormwater – Consulting & Engineering

PROJECT NAME	DESCRIPTION	BUDGET	FUNDING SOURCE	OPERATING IMPACT
Engineering Services – 2028 Projects	Engineering Services	$19,250	Property Tax	Neutral
Engineering NR 216 Compliance	Engineering Services	$40,000	Property Tax	Neutral

Stormwater – Infrastructure

PROJECT NAME	DESCRIPTION	BUDGET	FUNDING SOURCE	OPERATING IMPACT
Madison Ave: Lincoln to Western	Stormwater Improvements	$210,000	Property Tax	Positive
St. John Ave: Western to Bridge	Stormwater Improvements	$90,000	Property Tax	Positive
Tail Race/Behling Field Culvert	Stormwater Improvements	$425,000	Property Tax	Positive

Street Improvements

PROJECT NAME	DESCRIPTION	BUDGET	FUNDING SOURCE	OPERATING IMPACT
Sidewalk Replacement	Annual Sidewalk Program	$50,000	Debt	Positive
Asphalt Repairs	Annual Asphalt Repairs	$100,000	Debt	Positive
Madison Ave: Lincoln to Western	Road Reconstruction	$525,000	Debt	Positive
St. John Ave: Western to Bridge	Road Reconstruction	$585,000	Debt	Positive
Westlawn Ave: Madison to 345' S. of Madison	Road Reconstruction	$80,000	Debt	Positive

Fire Department

PROJECT NAME	DESCRIPTION	BUDGET	FUNDING SOURCE	OPERATING IMPACT
Ambulance Replacement	Vehicle Replacement	$480,000	FD Special Revenue	Positive
Cardiac Monitor	EMS Equipment Upgrades	$45,000	FD Special Revenue	Positive
Auto Pulse	EMS Equipment Upgrades	$25,000	FD Special Revenue	Positive
Firefighting Equipment and Hose	Equipment Replacement	$15,000	FD Special Revenue	Positive

Library

PROJECT NAME	DESCRIPTION	BUDGET	FUNDING SOURCE	OPERATING IMPACT
Public PC's Purchase	Equipment Upgrades	$6,000	Property Tax	Negligible
Update Lighting Control	Facility Updates	$26,000	Property Tax	Positive

Parks and Forestry

PROJECT NAME	DESCRIPTION	BUDGET	FUNDING SOURCE	OPERATING IMPACT
Cedarcreek Playground Replacement	Facility Updates	$250,000	Property Tax	Positive
Zeunert Asphalt Resealing	Facility Repairs	$5,000	Property Tax	Positive
Willowbrooke Asphalt Resealing	Facility Repairs	$5,000	Property Tax	Positive

Municipal Pool

PROJECT NAME	DESCRIPTION	BUDGET	FUNDING SOURCE	OPERATING IMPACT
Roof Replacement: Mechanical Building	Facility Repairs	$26,000	Property Tax	Positive

Police Department

PROJECT NAME	DESCRIPTION	BUDGET	FUNDING SOURCE	OPERATING IMPACT
Squad Replacement	Replace squad #2, #4, #9	$170,000 (Lease)	Property Tax	Positive
Body Cameras/Squad Cameras/Taser	Equipment Replacement – Year 4 of 5	$77,000	Property Tax	Negligible
Axon Cameras	Public Safety – Year 2 of 5	$39,987	Property Tax	Positive
Drone Upgrades	Equipment Updates	$30,000	Property Tax	Negligible

Emergency Government

PROJECT NAME	DESCRIPTION	BUDGET	FUNDING SOURCE	OPERATING IMPACT

Facilities

PROJECT NAME	DESCRIPTION	BUDGET	FUNDING SOURCE	OPERATING IMPACT
Architectural/Engineering for New Public Safety Building	Architectural and Engineering	$1,800,000	Debt	Neutral

2028

Capital Improvement Program – Department Summary

Administrative Services

PROJECT NAME	DESCRIPTION	BUDGET	FUNDING SOURCE	OPERATING IMPACT
Environmental Legal Consulting	Ongoing environmental compliance	$5,000	Environmental Reserve	Negligible
Prochnow Landfill Monitoring	Annual groundwater testing/DNR compliance	$32,500	Environmental Reserve	Negligible
Prochnow Remediation	Environmental Cleanup – Cap on the landfill site	$1,000,000	Debt	Positive

Building Inspection – City Hall

PROJECT NAME	DESCRIPTION	BUDGET	FUNDING SOURCE	OPERATING IMPACT
Exterior City Hall Cleaning	Facility Maintenance	$35,000	Property Tax	Positive
City Hall Upgrades and Painting – Year 1	Facility Updates	$75,000	Property Tax	Negligible
City Hall Furniture Upgrades – Year 1	Facility Updates	$10,000	Property Tax	Negligible
Brick Tuckpointing & Glass Block Repair	Structural preservation	$70,000	Property Tax	Positive

Building Inspection – Cemeteries

PROJECT NAME	DESCRIPTION	BUDGET	FUNDING SOURCE	OPERATING IMPACT
Zur Ruhe /Immanuel Columbarium	Construction of a columbarium	$30,000	Cemetery Fund	Positive
Cemetery Beautification	Headstone Restoration	$2,000	Cemetery Fund	Negligible
Reroof and reside storage garages at both cemeteries	Facility Maintenance	$50,000	Cemetery Fund	Positive

Engineering & Public Works – Equipment

PROJECT NAME	DESCRIPTION	BUDGET	FUNDING SOURCE	OPERATING IMPACT
#76 2015 GMC P/U Plow and Lift Gate	Equipment Replacement	$90,000	Property Tax	Positive
Pre-wet system installation on Tandem	Equipment Updates	$90,000	Property Tax	Positive
2015 GMS 1 ton dump with plow and salter	Equipment Replacement	$100,000	Property Tax	Positive
#43 2011 John Deere 4520 Loader tractor w/ cab and broom	Equipment Replacement	$125,000	Property Tax	Positive
#47 2020 John Deere 1570 Cab, Blower, Broom, Salter, Mower	Equipment Replacement	$100,000	Property Tax	Positive
Service Truck Replacement (#75)	Replaces 2008 GMC	$90,000	Property Tax	Positive

Stormwater – Consulting & Engineering

PROJECT NAME	DESCRIPTION	BUDGET	FUNDING SOURCE	OPERATING IMPACT
Engineering Services for 2029 Projects	Engineering Services	$38,000	Property Tax	Neutral
Engineering NR216 Compliance	Engineering Services	$40,000	Property Tax	Neutral

Stormwater – Infrastructure

PROJECT NAME	DESCRIPTION	BUDGET	FUNDING SOURCE	OPERATING IMPACT
Harrison Ave: Bridge to Harrison Ct.	Stormwater Improvements	$135,000	Property Tax	Positive
Evergreen: Pine to Washington	Stormwater Improvements	$220,000	Property Tax	Positive
Wilshire: Park to Lenox	Stormwater Improvements	$30,000	Property Tax	Positive

Street Improvements

PROJECT NAME	DESCRIPTION	BUDGET	FUNDING SOURCE	OPERATING IMPACT
Sidewalk Replacement	Annual Sidewalk Program	$35,000	Debt	Positive
Asphalt Repairs	Annual Asphalt Repairs	$100,000	Debt	Positive
Harrison: Bridge to Harrison Ct.	Road Reconstruction	$550,000	Debt	Positive
Evergreen: Pine to Washington	Road Reconstruction	$425,000	Debt	Positive
Wilshire Dr: Park to Lenox	Road Reconstruction	$170,000	Debt	Positive
Lenox: Spring to Wilshire	Road Reconstruction	$75,000	Debt	Positive
Highland Bridge Parapet Wall Replacement	Infrastructure Repairs	$600,000	Debt	Positive

Fire Department

PROJECT NAME	DESCRIPTION	BUDGET	FUNDING SOURCE	OPERATING IMPACT
Suburban #169	Vehicle Replacement	$100,000	FD Corporation	Positive
FF Equipment/Hose	Equipment Replacement	$20,000	FD Special Revenue	Positive

Library

PROJECT NAME	DESCRIPTION	BUDGET	FUNDING SOURCE	OPERATING IMPACT
Update Indoor Security System	Facility Updates	$10,000	Property Tax	Negligible
LED Light Conversion/HVA updates	Facility Repairs	$5,000	Property Tax	Positive
Video/Interactive Display updates	Facility Repairs	$8,000	Property Tax	Negligible

Parks and Forestry

PROJECT NAME	DESCRIPTION	BUDGET	FUNDING SOURCE	OPERATING IMPACT
Behling Field Concessions Stand Upgrades	Facility Updates	$500,000	Property Tax	Positive
Behling Field Asphalt Repair	Facility Updates	$100,000	Property Tax	Positive
Cedar Pointe Playground Expansion	Facility Expansion	$250,000	Property Tax	Positive

Municipal Pool

PROJECT NAME	DESCRIPTION	BUDGET	FUNDING SOURCE	OPERATING IMPACT
SCS Slide Replacement	Facility Updates	$17,000	Property Tax	Positive

Police Department

PROJECT NAME	DESCRIPTION	BUDGET	FUNDING SOURCE	OPERATING IMPACT
Body Cameras/Squad Cameras/Tasers – Year 5 of 5	Equipment Replacement	$77,000	Property Tax	Negligible
Axon Cameras – Renewal	Public Safety – Year 3 of 5	$39,987	Property Tax	Negligible
Squad Replacements – 3 squad	Vehicle Replacement	$172,000 (Lease)	Property Tax	Positive

Emergency Government

PROJECT NAME	DESCRIPTION	BUDGET	FUNDING SOURCE	OPERATING IMPACT

Facilities

PROJECT NAME	DESCRIPTION	BUDGET	FUNDING SOURCE	OPERATING IMPACT
Public Safety Building	Construction of a new public safety building	$52,000,000	Debt	Negative

2029

Capital Improvement Program – Department Summary

Administrative Services

PROJECT NAME	DESCRIPTION	BUDGET	FUNDING SOURCE	OPERATING IMPACT
Environmental Legal Consulting	Ongoing environmental compliance	$5,000	Environmental Reserves	Negligible
Prochnow Landfill Monitoring	Annual groundwater testing/DNR compliance	$32,500	Environmental Reserves	Negligible

Building Inspection – City Hall

PROJECT NAME	DESCRIPTION	BUDGET	FUNDING SOURCE	OPERATING IMPACT
Interior Painting – year 2	Facility Maintenance	$75,000	Property Tax	Negligible
City Hall Furniture Updates – year 2	Facility Updates	$10,000	Property Tax	Negligible
Gymnasium Front Door Replacement	Facility Maintenance	$50,000	Property Tax	Positive

Building Inspection – Cemeteries

PROJECT NAME	DESCRIPTION	BUDGET	FUNDING SOURCE	OPERATING IMPACT
Road Repairs at Both Cemeteries	Cemetery Expansion	$56,000	Cemetery Fund	Positive
Cemetery Beautification	Headstone Restoration	$2,000	Cemetery Fund	Negligible

Engineering & Public Works – Equipment

PROJECT NAME	DESCRIPTION	BUDGET	FUNDING SOURCE	OPERATING IMPACT
#7 2009 Elgin Street Sweeper	Equipment Replacement	$250,000	Property Tax	Positive
#9 2020 Case Skidster	Equipment Replacement	$75,000	Property Tax	Positive
#30 2015 Spaulding Patch Trailer Shared with Town	Equipment Replacement	$20,000	Property Tax	Positive
#71 2016 Chevy P/U Plow and Lift Gate	Equipment Replacement	$90,000	Property Tax	Positive
#15 2014 Vermeer Stumper Shared with Port Washington	Equipment Replacement	$100,000	Property Tax	Positive

Stormwater – Consulting & Engineering

PROJECT NAME	DESCRIPTION	BUDGET	FUNDING SOURCE	OPERATING IMPACT
Engineering NR 216 Compliance	Engineering Services	$40,000	Property Tax	Neutral
Engineering Services 2030 Projects	Engineering Services	$14,500	Property Tax	Neutral

Stormwater – Infrastructure

PROJECT NAME	DESCRIPTION	BUDGET	FUNDING SOURCE	OPERATING IMPACT
Regional Stormwater Quality BMP	Stormwater Improvements	$350,000	Property Tax	Positive
Pine St: Hickory to Evergreen	Stormwater Improvements	$180,000	Property Tax	Positive
Linden St: Harrison to Pine	Stormwater Improvements	$30,000	Property Tax	Positive
Monroe Ave: Bridge to Linden	Stormwater Improvements	$115,000	Property Tax	Positive
Orchard Dr: Woodland to Cedar Ridge	Stormwater Improvements	$25,000	Property Tax	Positive
Meadow Ln: Appletree to N. of Orchard	Stormwater Improvements	$60,000	Property Tax	Positive

Street Improvements

PROJECT NAME	DESCRIPTION	BUDGET	FUNDING SOURCE	OPERATING IMPACT
Columbia/Bridge/Highland Signal Replacement	Public Infrastructure Updates	$250,000	Debt	Positive
Asphalt Repairs	Annual Asphalt Repairs	$100,000	Debt	Positive
Sidewalk Replacement	Annual Sidewalk Program	$60,000	Debt	Positive
Pine St: Hickory to Evergreen	Road Reconstruction	$175,000	Debt	Positive
Linden St: Harrison to Pine	Road Reconstruction	$250,000	Debt	Positive
Monroe Ln and Court: Appletree to N. of Orchard	Road Reconstruction	$150,000	Debt	Positive
Meadow Ln and Court: Appletree to N. of Orchard	Road Reconstruction	$410,000	Debt	Positive
Orchard Dr: Woodland to Cedar Ridge	Road Reconstruction	$270,000	Debt	Positive

Fire Department

PROJECT NAME	DESCRIPTION	BUDGET	FUNDING SOURCE	OPERATING IMPACT
Ambulance #152	Vehicle Replacement	$500,000	FD Special Revenue	Positive
Cardiac Monitor	Equipment Replacement	$48,000	FD Special Revenue	Positive
Auto Pulse	Equipment Replacement	$28,000	FD Special Revenue	Positive

Library

PROJECT NAME	DESCRIPTION	BUDGET	FUNDING SOURCE	OPERATING IMPACT
Library Shelving	Facility Updates	$50,000	Property Tax	Negligible

Parks and Forestry

PROJECT NAME	DESCRIPTION	BUDGET	FUNDING SOURCE	OPERATING IMPACT
Prochnow Park Development	Park Development	$500,000	Park Impact Fees	Negative
Zeunert Playground Expansion	Facility Expansion	$150,000	Park Impact Fees	Positive

Municipal Pool

PROJECT NAME	DESCRIPTION	BUDGET	FUNDING SOURCE	OPERATING IMPACT

Police Department

PROJECT NAME	DESCRIPTION	BUDGET	FUNDING SOURCE	OPERATING IMPACT
Squad Replacement – 3	Vehicle Replacement	$150,000 (Lease)	Property Tax	Positive
Body Cameras/Squad Cameras/Tasers – Year 1 of 5	Equipment Replacement	$90,000	Property Tax	Negligible
Axon Cameras	Public Safety – Year 4 of 5	$39,987	Property Tax	Positive

Emergency Government

PROJECT NAME	DESCRIPTION	BUDGET	FUNDING SOURCE	OPERATING IMPACT

2030

Capital Improvement Program – Department Summary

Administrative Services

PROJECT NAME	DESCRIPTION	BUDGET	FUNDING SOURCE	OPERATING IMPACT
Environmental Legal Consulting	Ongoing environmental compliance	$5,000	Environmental Reserves	Negligible
Prochnow Landfill Monitoring	Annual groundwater testing/DNR compliance	$32,500	Environmental Reserves	Negligible

Building Inspection – City Hall

PROJECT NAME	DESCRIPTION	BUDGET	FUNDING SOURCE	OPERATING IMPACT
City Hall Furniture Updates – year 3	Facility Updates	$10,000	Property Tax	Negligible
Lincoln Building Windows/Exterior Painting	Facility Maintenance	$125,000	Property Tax	Negligible
City Hall Interior Painting – year 3	Facility Updates	$75,000	Property Tax	Negligible

Building Inspection – Cemeteries

PROJECT NAME	DESCRIPTION	BUDGET	FUNDING SOURCE	OPERATING IMPACT
Columbarium (Zur Ruhe & Immanuel	Construction of a columbarium	$30,000	Cemetery Fund	Positive
Cemetery Beautification	Headstone Restoration	$2,000	Cemetery Fund	Negligible

Engineering & Public Works – Equipment

PROJECT NAME	DESCRIPTION	BUDGET	FUNDING SOURCE	OPERATING IMPACT
#10 2018 John Deere 624K Loader with 2012 plow	Vehicle Replacement	$325,000	Property Tax	Positive
#31 2006 Snow go Blower	Vehicle Replacement	$225,000	Property Tax	Positive
#48 2015 Kubota 60" zero turn mower	Vehicle Replacement	$50,000	Property Tax	Positive

Stormwater – Consulting & Engineering

PROJECT NAME	DESCRIPTION	BUDGET	FUNDING SOURCE	OPERATING IMPACT
Engineering Services NR216 Compliance	Engineering Services	$40,000	Property Tax	Neutral
Engineering Services 2031 Projects	Engineering Services	$32,250	Property Tax	Neutral

Stormwater – Infrastructure

PROJECT NAME	DESCRIPTION	BUDGET	FUNDING SOURCE	OPERATING IMPACT
Hickory St: Harrison to Pine	Stormwater Improvements	$30,000	Property Tax	Positive
Oak St: Harrison to Pine	Stormwater Improvement	$25,000	Property Tax	Positive
Evergreen: Western to Lincoln	Stormwater Improvements	$185,000	Property Tax	Positive
Cottonwood Ct: Evergreen to Termini	Stormwater Improvements	$10,000	Property Tax	Positive
Windwood Ct: Evergreen to Termini	Stormwater Improvements	$10,000	Property Tax	Positive

Buchanan St: Evergreen to Cedar Pointe	Stormwater Improvements	$30,000	Property Tax	Positive

Street Improvements

PROJECT NAME	DESCRIPTION	BUDGET	FUNDING SOURCE	OPERATING IMPACT
Hickory St: Harrison to Pine	Road Reconstruction	$155,000	Debt	Positive
Oak St: Harrison to Pine	Road Reconstruction	$200,000	Debt	Positive
Evergreen Blvd: Western to Lincoln	Road Reconstruction	$515,000	Debt	Positive
Cottonwood Cr: Evergreen to Termini	Road Reconstruction	$55,000	Debt	Positive
Windwood Ct: Evergreen to Termini	Road Reconstruction	$60,000	Debt	Positive
Buchanan St: Evergreen to Cedar Pointe	Road Reconstruction	$200,000	Debt	Positive
Asphalt Repair	Annual Asphalt Repair	$100,000	Debt	Positive
Sidewalk Replacement	Annual Sidewalk Plan	$60,000	Debt	Positive

Fire Department

PROJECT NAME	DESCRIPTION	BUDGET	FUNDING SOURCE	OPERATING IMPACT
Replace SCBA	FF Equipment Replacement	$400,000	FD Special Revenue	Positive
Tahoe #154	Vehicle Replacement	$100,000	FD Corporation	Positive

Library

PROJECT NAME	DESCRIPTION	BUDGET	FUNDING SOURCE	OPERATING IMPACT
Replace Carpet/Furniture	Facility Updates	$50,000	Property Tax	Negligible

Parks and Forestry

PROJECT NAME	DESCRIPTION	BUDGET	FUNDING SOURCE	OPERATING IMPACT
Tennis/Pickleball Resurfacing	Facility Maintenance	$50,000	Property Tax	Positive
New Park Playground	Facility Updates	$300,000	Park Impact Fees	Negative

Municipal Pool

PROJECT NAME	DESCRIPTION	BUDGET	FUNDING SOURCE	OPERATING IMPACT
Pool Painting	Facility Maintenance	$70,000	Property Tax	Positive

Police Department

PROJECT NAME	DESCRIPTION	BUDGET	FUNDING SOURCE	OPERATING IMPACT
Squad Replacement – 3	Vehicle Replacement	$143,000	Property Tax (Leases)	Positive
Body Cameras/Squad Cameras/Tasers – Year 2 of 5	Equipment Replacement	$90,000	Property Tax	Negligible
Axon Cameras	Public Safety – Year 5 of 5	$39,987	Property Tax	Positive

Emergency Government

PROJECT NAME	DESCRIPTION	BUDGET	FUNDING SOURCE	OPERATING IMPACT

2031

Capital Improvement Program – Department Summary

Administrative Services

PROJECT NAME	DESCRIPTION	BUDGET	FUNDING SOURCE	OPERATING IMPACT
Environmental Legal Consulting	Ongoing environmental compliance	$5,000	Environmental Reserves	Negligible
Prochnow Landfill Monitoring	Annual groundwater testing/DNR compliance	$32,500	Environmental Reserves	Negligible

Building Inspection – City Hall

PROJECT NAME	DESCRIPTION	BUDGET	FUNDING SOURCE	OPERATING IMPACT
Lincoln Building interior remodeling and painting. Bathroom & HVAC upgrades	Facility Maintenance	$500,000	Property Tax	Positive
City Hall Furniture Updates – year 4	Facility Updates	$10,000	Property Tax	Negligible

Building Inspection – Cemeteries

PROJECT NAME	DESCRIPTION	BUDGET	FUNDING SOURCE	OPERATING IMPACT
Columbarium (Zur Ruhe & Immanuel	Construction of a columbarium	$30,000	Cemetery Fund	Positive
Cemetery Beautification	Headstone Restoration	$2,000	Cemetery Fund	Negligible

Engineering & Public Works – Equipment

PROJECT NAME	DESCRIPTION	BUDGET	FUNDING SOURCE	OPERATING IMPACT
#93 2013 Western Star Plow Truck	Vehicle Replacement	$350,000	Property Tax	Positive
#11 2015 Ram Squirt Lift Truck	Vehicle Replacement	$210,000	Property Tax	Positive
#46 2017 Ventrac Mower	Vehicle Replacement	$70,000	Property Tax	Positive

Stormwater – Consulting & Engineering

PROJECT NAME	DESCRIPTION	BUDGET	FUNDING SOURCE	OPERATING IMPACT
Engineering Services NR 216 Compliance	Engineering Services	$40,000	Property Tax	Neutral
Engineering Services 2032 Projects	Engineering Services	$22,250	Property Tax	Neutral

Stormwater – Infrastructure

PROJECT NAME	DESCRIPTION	BUDGET	FUNDING SOURCE	OPERATING IMPACT
Wilshire Pond Dredging	Stormwater Improvements	$350,000	Property Tax	Positive
Portland Rd: Columbia to Struck	Stormwater Improvements	$250,000	Property Tax	Positive
Poplar: Pine to St. Anne	Stormwater Improvements	$45,000	Property Tax	Positive

Street Improvements

PROJECT NAME	DESCRIPTION	BUDGET	FUNDING SOURCE	OPERATING IMPACT
Portland: Columbia to Struck	Road Reconstruction	$920,000	Debt	Positive
Poplar Ave: Pine to St. Anne	Road Reconstruction	$470,000	Debt	Positive
Asphalt Repair	Annual Asphalt Repair	$100,000	Debt	Positive
Sidewalk Replacement	Annual Sidewalk Plan	$60,000	Debt	Positive

Fire Department

PROJECT NAME	DESCRIPTION	BUDGET	FUNDING SOURCE	OPERATING IMPACT
Firefighting Equipment	Equipment Replacement	$25,000	FD Special Revenue	Positive

Library

PROJECT NAME	DESCRIPTION	BUDGET	FUNDING SOURCE	OPERATING IMPACT
Update Projector/Sound System	Equipment Updates	$10,000	Property Tax	Negligible

Parks and Forestry

PROJECT NAME	DESCRIPTION	BUDGET	FUNDING SOURCE	OPERATING IMPACT
Tennis/Pickleball Court Resurfacing	Facility Maintenance	$50,000	Property Tax	Positive
New Park Playground	Facility Expansion	$300,000	Park Impact Fees	Negative

Municipal Pool

PROJECT NAME	DESCRIPTION	BUDGET	FUNDING SOURCE	OPERATING IMPACT

Police Department

PROJECT NAME	DESCRIPTION	BUDGET	FUNDING SOURCE	OPERATING IMPACT
Squad Replacement – 3	Vehicle Replacement	$140,000	Property Tax	Positive
Body Cameras/Squad Cameras/Tasers – Year 3 of 5	Equipment Replacement	$90,000	Property Tax	Negligible
Axon Cameras	Public Safety – Year 1 of 5	$39,587	Property Tax	Positive

Emergency Government

PROJECT NAME	DESCRIPTION	BUDGET	FUNDING SOURCE	OPERATING IMPACT

2032

Capital Improvement Program – Department Summary

Administrative Services

PROJECT NAME	DESCRIPTION	BUDGET	FUNDING SOURCE	OPERATING IMPACT
Environmental Legal Consulting	Ongoing environmental compliance	$10,000	Property Tax	Neutral
Prochnow Landfill Monitoring	Annual groundwater testing/DNR compliance	$32,500	Property Tax	Neutral

Building Inspection – City Hall

PROJECT NAME	DESCRIPTION	BUDGET	FUNDING SOURCE	OPERATING IMPACT
City Hall Roof Replacement	Facility Maintenance	$300,000	Property Tax	Positive

Building Inspection – Cemeteries

PROJECT NAME	DESCRIPTION	BUDGET	FUNDING SOURCE	OPERATING IMPACT
Columbarium (Zur Ruhe & Immanuel)	Construction of a columbarium	$30,000	Cemetery Fund	Positive
Cemetery Beautification	Headstone Restoration	$2,000	Cemetery Fund	Negligible

Engineering & Public Works – Equipment

PROJECT NAME	DESCRIPTION	BUDGET	FUNDING SOURCE	OPERATING IMPACT
#93 2013 Western Star Plow Truck	Vehicle Replacement	$350,000	Property Tax	Positive
#11 2015 Ram Squirt Lift Truck	Vehicle Replacement	$210,000	Property Tax	Positive
#46 Ventrac Mower	Vehicle Replacement	$70,000	Property Tax	Positive

Stormwater – Consulting & Engineering

PROJECT NAME	DESCRIPTION	BUDGET	FUNDING SOURCE	OPERATING IMPACT
Engineering NR216 Compliance	Engineering Services	$40,000	Property Tax	Neutral
Engineering Services 2033 Projects	Engineering Services	$30,000	Property Tax	Neutral

Stormwater – Infrastructure

PROJECT NAME	DESCRIPTION	BUDGET	FUNDING SOURCE	OPERATING IMPACT
Hamilton: Park to City Limits	Stormwater Improvements	$170,000	Property Tax	Positive
Hanover: Western to Cleveland	Stormwater Improvements	$155,000	Property Tax	Positive
Harrison Ave: Bridge to HS	Stormwater Improvements	$50,000	Property Tax	Positive
Cleveland: W. of Harrison to Evergreen	Stormwater Improvements	$70,000	Property Tax	Positive

Street Improvements

PROJECT NAME	DESCRIPTION	BUDGET	FUNDING SOURCE	OPERATING IMPACT
Hamilton: Park to City Limits	Road Reconstruction	$545,000	Debt	Positive
Hanover Ave: Western to Cleveland	Road Reconstruction	$480,000	Debt	Positive
Turner St: Cleveland to Washington	Road Reconstruction	$80,000	Debt	Positive
Harrison Ave: Bridge to HS	Road Reconstruction	$125,000	Debt	Positive
Cleveland: W. of Harrison to Evergreen	Road Reconstruction	$285,000	Debt	Positive
Park Lane: Spring to WRC Driveway	Road Reconstruction	$90,000	Debt	Positive
Asphalt Repairs	Annual Asphalt Repairs	$100,000	Debt	Positive
Sidewalk Replacements	Annual Sidewalk Program	$60,000	Debt	Positive

Fire Department

PROJECT NAME	DESCRIPTION	BUDGET	FUNDING SOURCE	OPERATING IMPACT
Firefighting Equipment/Hose	Equipment Replacement	$25,000	FD Special Revenue	Positive

Library

PROJECT NAME	DESCRIPTION	BUDGET	FUNDING SOURCE	OPERATING IMPACT

Parks and Forestry

PROJECT NAME	DESCRIPTION	BUDGET	FUNDING SOURCE	OPERATING IMPACT
New Park Development	Park Development	$300,000	Park Impact Fees	Negative

Municipal Pool

PROJECT NAME	DESCRIPTION	BUDGET	FUNDING SOURCE	OPERATING IMPACT
Pool Painting	Facility Maintenance	$60,000	Property Tax	Positive

Police Department

PROJECT NAME	DESCRIPTION	BUDGET	FUNDING SOURCE	OPERATING IMPACT

Emergency Government

PROJECT NAME	DESCRIPTION	BUDGET	FUNDING SOURCE	OPERATING IMPACT

Capital Projects Linked to Strategic Plan Goals

Capital Project	Department	Strategic Plan Goal Supported
Prochnow Landfill Monitoring/Remediation	Admin Services	*Plan for Managed Growth and Development* (Prochnow redevelopment); *Enhance Quality of Life Services* (future park/recreation use)
City Hall Renovations (restrooms, painting, furniture, handrails, décor)	Building Inspection	*Enhance Efficiency & Effectiveness of Government* (safe/functional facilities); *Enhance Employee Work Environment*
Cemetery Columbarium & Beautification	Building Inspection – Cemeteries	*Plan for Managed Growth and Development* (respectful land use); *Enhance Quality of Life Services*
Plow & Service Truck Replacements, Equipment Upgrades	Engineering & Public Works	*Maintain & Improve Infrastructure* (streets, storm, fleet reliability)
Stormwater Infrastructure (Franklin, Madison, Washington, St. John, etc.)	Engineering & Public Works	*Maintain & Improve Infrastructure* (stormwater compliance, sustainability)
Road Reconstructions & Sidewalk Program	Streets	*Maintain & Improve Infrastructure* (safe, sustainable streets); *Become Bicycle/Pedestrian Friendly*
Public Safety Building (Design & Construction)	Facilities	*Ensure a Safe, Secure, and Healthy Community* (fire/police facilities); *Enhance Fire/EMS Service Level*
Fire Department Facility Updates & Equipment	Fire Dept	*Ensure a Safe, Secure, and Healthy Community* (service level, safety)
Ambulance, Cardiac Monitor, SCBA Replacements	Fire Dept	*Enhance Fire/EMS Service Level* (paramedic program, faster response)
Police Body Cameras, Squad Cars, Axon Cameras, Drones	Police Dept	*Ensure a Safe, Secure, and Healthy Community* (community trust, technology)
Library Facility Updates (lighting, security, furniture, carpet, shelving)	Library	*Enhance Quality of Life Services* (education/culture); *Enhance Employee Work Environment*
Park Improvements (Bandshell, Creekwalk Extension, Playground Expansions, Tennis/Pickleball Resurfacing)	Parks & Forestry	*Enhance Quality of Life Services* (playgrounds, trails); *Promote Quality Public Spaces*; *Support Urban Forest/Beautification*
Municipal Pool (heater, painting, roof, slide, amenities)	Parks & Rec / Pool	*Enhance Quality of Life Services* (recreation, family amenities)
Zeunert & Willowbrooke Asphalt Resealing	Parks & Forestry	*Maintain & Improve Infrastructure*; *Support City Beautification*

GL NUMBER	DESCRIPTION	2025 ACTIVITY THRU 12/31/25	2025 COUNCIL APPROVED BUDGET	2026 FINANCE REVIEW BUDGET	2026 FINANCE REVIEW AMT CHANGE
Function: Unclassified					
Dept 000000					
Revenue					
400-000000-411111	REAL ESTATE TAXES	2,218,930	2,218,930	1,884,870	(334,060)
400-000000-423200	SPECIAL ASSESSMENT REVENUE	177,943			
400-000000-435425	DNR GRANT - DAMS		400,000	337,500	(62,500)
400-000000-481100	INVESTMENT INCOME	72,129	10,000	40,000	30,000
400-000000-483315	SALE OF CITY PROPERTY	23,161	38,000	50,000	12,000
400-000000-485550	DONATIONS	14,000			
400-000000-486000	MISCELLANEOUS REVENUE	107	40,000		(40,000)
400-000000-487000	CHANGE IN MARKET VALUE	7,047			
400-000000-491000	PROCEEDS FROM BORROWING	1,656,012	1,230,000	4,340,000	3,110,000
400-000000-491200	TRANSFER FROM CEMETERY FUND		25,000	67,000	42,000
400-000000-491220	TRANSFER FROM REC PROG FND	32,000	32,000		(32,000)
400-000000-491250	TRANSFER FROM PARKS/PLAYGROUND			45,000	45,000
400-000000-491270	TRANSFER FROM EMS	447,000	225,000	15,000	(210,000)
400-000000-491700	TRANSFER FROM PARKS IMPACT FEE FUN			250,000	250,000
TOTAL REVENUE		4,648,329	4,218,930	7,029,370	2,810,440
NET OF REVENUES/APPROPRIATIONS - 000000 -		4,648,329	4,218,930	7,029,370	2,810,440
NET OF REVENUES/APPROPRIATIONS - Unclassified		4,648,329	4,218,930	7,029,370	2,810,440
Function: GENERAL GOVERNMENT					
Dept 518100 - CITY HALL					
Expenditure					
400-518100-500805	CEMETERY		25,000	50,000	25,000
400-518100-500806	CITY HALL IMPROVEMENTS	15,226	303,000		(303,000)
400-518100-500811	VEHICLE REPLACEMENTS		6,620	6,620	
TOTAL EXPENDITURE		15,226	334,620	56,620	(278,000)
NET OF REVENUES/APPROPRIATIONS - 518100 - CITY HALL		(15,226)	(334,620)	(56,620)	(278,000)
NET OF REVENUES/APPROPRIATIONS - GENERAL GOVERNMENT		(15,226)	(334,620)	(56,620)	(278,000)
Function: PUBLIC SAFETY					
Dept 522110 - POLICE ADMINISTRATION					
Expenditure					
400-522110-500807	STATION IMPROVEMENTS		5,000		(5,000)
TOTAL EXPENDITURE			5,000		(5,000)
NET OF REVENUES/APPROPRIATIONS - 522110 - POLICE AD			(5,000)		(5,000)
Dept 522120 - POLICE PATROL DIVISION					
Expenditure					
400-522120-500724	OFFICER EQUIPMENT	101,490	75,000	89,000	14,000
400-522120-500811	VEHICLE REPLACEMENTS	12,066	151,971	171,000	19,029
TOTAL EXPENDITURE		113,556	226,971	260,000	33,029
NET OF REVENUES/APPROPRIATIONS - 522120 - POLICE PA		(113,556)	(226,971)	(260,000)	33,029
Dept 522230 - FIRE STATION					
Expenditure					
400-522230-500807	STATION IMPROVEMENTS			40,000	40,000
400-522230-500831	EQUIPMENT	12,190	25,000	15,000	(10,000)
TOTAL EXPENDITURE		12,190	25,000	55,000	30,000
NET OF REVENUES/APPROPRIATIONS - 522230 - FIRE STAT		(12,190)	(25,000)	(55,000)	30,000
Dept 522410 - EMERGENCY MANAGEMENT					
Expenditure					
400-522410-500811	VEHICLE REPLACEMENTS	58,934	60,000		(60,000)
TOTAL EXPENDITURE		58,934	60,000		(60,000)
NET OF REVENUES/APPROPRIATIONS - 522410 - EMERGENCY		(58,934)	(60,000)		(60,000)
NET OF REVENUES/APPROPRIATIONS - PUBLIC SAFETY		(184,680)	(316,971)	(315,000)	(1,971)
Function: PUBLIC WORKS					
Dept 533210 - GARAGE/MECHANIC					
Expenditure					
400-533210-500880	EQUIP REPLACEMENT	527,570	500,000	490,000	(10,000)
TOTAL EXPENDITURE		527,570	500,000	490,000	(10,000)
NET OF REVENUES/APPROPRIATIONS - 533210 - GARAGE/ME		(527,570)	(500,000)	(490,000)	(10,000)

GL NUMBER	DESCRIPTION	2025 ACTIVITY THRU 12/31/25	2025 COUNCIL APPROVED BUDGET	2026 FINANCE REVIEW BUDGET	2026 FINANCE REVIEW AMT CHANGE
Function: PUBLIC WORKS					
Dept 533311 - PUBLIC WORKS CREW					
Expenditure					
400-533311-500854	STREET IMPROVEMENTS	930,448	1,130,000	3,840,000	2,710,000
400-533311-500876	ASPHALT REPAIRS			60,000	60,000
400-533311-500899	SIDEWALK REPLACEMENTS-CAPITAL	49,907	50,000	50,000	
TOTAL EXPENDITURE		980,355	1,180,000	3,950,000	2,770,000
NET OF REVENUES/APPROPRIATIONS - 533311 - PUBLIC WO		(980,355)	(1,180,000)	(3,950,000)	2,770,000
Dept 533440 - STORM SEWERS					
Expenditure					
400-533440-500472	NR216 COMPLIANCE	18,167	40,000	40,000	
400-533440-500475	STORMWATER IMPROVEMENTS	616,297	662,930	975,000	312,070
400-533440-500877	STORM SEWER CAPITAL PRJT ENG			36,250	36,250
TOTAL EXPENDITURE		634,464	702,930	1,051,250	348,320
NET OF REVENUES/APPROPRIATIONS - 533440 - STORM SEW		(634,464)	(702,930)	(1,051,250)	348,320
NET OF REVENUES/APPROPRIATIONS - PUBLIC WORKS		(2,142,389)	(2,382,930)	(5,491,250)	3,108,320
Function: CONSERVATION AND DEVELOPMENT					
Dept 533750 - ENVIRONMENTAL EXPENSES					
Expenditure					
400-533750-500841	PROCHNOW	19,420	65,000	37,500	(27,500)
400-533750-500872	PRIVATE SIDE - LEAD PIPE REMOVAL	11,891			
400-533750-500874	DAM STUDIES	32,370	800,000	950,000	150,000
TOTAL EXPENDITURE		63,681	865,000	987,500	122,500
NET OF REVENUES/APPROPRIATIONS - 533750 - ENVIRONME		(63,681)	(865,000)	(987,500)	122,500
NET OF REVENUES/APPROPRIATIONS - CONSERVATION AND DE		(63,681)	(865,000)	(987,500)	122,500
Function: PARKS AND RECREATION					
Dept 555110 - LIBRARY					
Expenditure					
400-555110-500824	LIBRARY BUILDING		29,000		(29,000)
TOTAL EXPENDITURE			29,000		(29,000)
NET OF REVENUES/APPROPRIATIONS - 555110 - LIBRARY			(29,000)		(29,000)
Dept 555510 - PARKS, RECREATION & FORESTRY					
Expenditure					
400-555510-500861	PARK IMPROVEMENTS	52,675	142,000	182,000	40,000
400-555510-500864	PARK DEVELOPMENT			750,000	750,000
TOTAL EXPENDITURE		52,675	142,000	932,000	790,000
NET OF REVENUES/APPROPRIATIONS - 555510 - PARKS, RE		(52,675)	(142,000)	(932,000)	790,000
NET OF REVENUES/APPROPRIATIONS - PARKS AND RECREATIO		(52,675)	(171,000)	(932,000)	761,000
Function: DEBT SERVICE					
Dept 581500 - DEBT SERVICE					
Expenditure					
400-581500-500611	SQUAD LEASE PAYMENT - PRINCIPAL	65,850			
400-581500-500612	BI LEASE PAYMENT - PRINCIPAL	4,632			
400-581500-500613	PD MISC LEASE - PRINCIPAL	11,796			
400-581500-500621	SQUAD LEASE PAYMENT - INTEREST	16,405			
400-581500-500623	PD MISC LEASE - INTEREST	1,894			
400-581500-500685	DEBT ISSUANCE COST	32,200			
TOTAL EXPENDITURE		132,777			
NET OF REVENUES/APPROPRIATIONS - 581500 - DEBT SERV		(132,777)			
NET OF REVENUES/APPROPRIATIONS - DEBT SERVICE		(132,777)			
Function: TRANSFERS TO OTHER FUNDS					
Dept 592000 - OPERATING TRANSFERS OUT					
Expenditure					
400-592000-500704	TRANSFER TO DEBT SERVICE FUND	200,243			
400-592000-500705	TRANSFER TO TIF FUND	513,122			
TOTAL EXPENDITURE		713,365			
NET OF REVENUES/APPROPRIATIONS - 592000 - OPERATING		(713,365)			
NET OF REVENUES/APPROPRIATIONS - TRANSFERS TO OTHER		(713,365)			

BUDGET REPORT FOR CITY OF CEDARBURG
Fund: 400 CAPITAL IMPROVEMENTS FUND

Calculations as of 12/31/2025

GL NUMBER DESCRIPTION	2025 ACTIVITY THRU 12/31/25	2025 COUNCIL APPROVED BUDGET	2026 FINANCE REVIEW BUDGET	2026 FINANCE REVIEW AMT CHANGE
ESTIMATED REVENUES - FUND 400	4,648,329	4,218,930	7,029,370	901,409.00
APPROPRIATIONS - FUND 400	3,304,793	4,070,521	7,782,370	(901,409.00)
NET OF REVENUES/APPROPRIATIONS - FUND 400	1,343,536	148,409	(753,000)	(901,409)
BEGINNING FUND BALANCE	1,584,762	1,584,762	1,733,171	148,409
ENDING FUND BALANCE	2,928,298	1,733,171	980,171	(753,000)

Debt Obligations Payment Schedule

Library—Municipal Building

Date	Purpose of Borrowing, Amount, Interest Rate	Balance 2025		Payment Dates	2026	2027
9/5/2012	G.O. Promissory Notes	$550,000	P	3/1	275,000	275,000
	$5,565,000 1.667%		I	3/1, 9/1	8,938	3,025
	Term: 15 years	Callable 3/1/21				
Total					**283,938**	**278,025**

Public Works - Municipal Building

Date	Purpose of Borrowing, Amount, Interest Rate	Balance 2025		Payment Dates	2026	2027	2028	2029	2030	2031	2032	2033	2034
5/18/2016	G.O. Corporate Purpose Bonds	$5,145,000	P	3/1	420,000	425,000	435,000	445,000	455,000	460,000	470,000	485,000	500,000
	$8,700,000 2.179%		I	3/1, 9/1	121,338	112,888	104,288	95,488	86,488	76,763	65,713	53,169	39,000
	Term: 20 years	callable 3/1/25											
Total					**541,338**	**537,888**	**539,288**	**540,488**	**541,488**	**536,763**	**535,713**	**538,169**	**539,000**

Capital Projects - Streets

Date	Purpose of Borrowing, Amount, Interest Rate	Balance 2025		Payment Dates	2026	2027	2028
6/28/2018	G.O. Corporate Purpose Bonds	$405,000	P	3/1	130,000	135,000	140,000
	$1,230,000 2.7%		I	3/1, 9/1	10,200	6,225	2,100
	Term: 10 years	callable 3/1/25					
Total					**140,200**	**141,225**	**142,100**

Capital Projects - Streets

Date	Purpose of Borrowing, Amount, Interest Rate	Balance 2025		Payment Dates	2026	2027	2028	2029	2030	2031	2032	2033	2034
5/27/2025	G.O. Corporate Purpose Bonds	$6,200,325	P	3/1, 6/1, 9/1, 12/1	259,376	533,223	553,118	573,755	595,163	711,015	610,883	623,654	646,923
	$6,200,325 3.68%		I	3/1, 6/1, 9/1, 12/1	208,003	192,343	172,448	151,811	130,403	108,198	85,432	62,912	39,642
	Term: 10 years	callable											
Total					**467,378**	**725,566**	**725,566**	**725,566**	**725,566**	**819,212**	**696,315**	**686,566**	**686,565**

Capital Projects - Swimming Pool Improvements

Date	Purpose of Borrowing, Amount, Interest Rate	Balance 2025		Payment Dates	2026	2027	2028	2029	2030
9/14/2020	G.O. Corporate Purpose Bonds	$155,000	P	3/1	30,000	30,000	30,000	30,000	35,000
	$280,000 2.0%		I	3/1, 9/1	3,750	3,150	2,400	1,500	525
	Term: 20 years	callable 3/1/30							
Total					**33,750**	**33,150**	**32,400**	**31,500**	**35,525**

	2026	2027	2028	2029	2030	2031	2032	2033	2034
Total Debt Principal and Interest Payments for the Year	**1,466,604**	**1,715,853**	**1,439,353**	**1,297,553**	**1,302,578**	**1,355,975**	**1,232,027**	**1,224,735**	**1,225,565**
Debt Service Fund Balance Applied	(100,000)								
Debt Service Capitalized Interest	-								
TID #4 Debt Payments (see below)	245,370	244,879	244,090	242,995	246,491	244,613	242,403	244,803	246,751
2024 Library Impact Fees	(65,550)								
Bid Premium									
Annual Tax Levy Support Needed	**1,546,424**	**1,960,732**	**1,683,443**	**1,540,548**	**1,549,069**	**1,600,588**	**1,474,430**	**1,469,538**	**1,472,316**
Change from Prior Year	599,357	414,309	(277,289)	(142,895)	8,521	51,518	(126,157)	(4,893)	2,778
Tax Rate (Equalized)	0.59	0.74	0.62	0.56	0.55	0.56	0.50	0.49	0.48

Sewer Utility

Date	Purpose of Borrowing, Amount, Interest Rate	Balance 2025		Payment Dates	2026	2027	2028	2029	2030	2031	2032	2033	2034
5/18/2016	G.O. Corporate Purpose Bonds	$595,000	P	3/1	50,000	50,000	50,000	50,000	50,000	55,000	55,000	55,000	60,000
	$1,005,000 2.179%		I	3/1, 9/1	14,026	13,026	12,026	11,026	10,026	8,907	7,600	6,156	4,500
	Term: 20 years	callable 3/1/25											
Total					**64,026**	**63,026**	**62,026**	**61,026**	**60,026**	**63,907**	**62,600**	**61,156**	**64,500**

TID #4 - Amcast Clean Up

Date	Purpose of Borrowing, Amount, Interest Rate	Balance 2026		Payment Dates	2026	2027	2028	2029	2030	2031	2032	2033	2034
9/1/2018	G0 Community Dev. Bonds	$2,470,000	P	3/1	150,000	155,000	160,000	165,000	175,000	180,000	185,000	195,000	205,000
	$3,415,000 3.4%		I	3/1, 9/1	95,370	89,879	84,090	77,995	71,491	64,613	57,403	49,803	41,751
	Term: 20 years	callable 3/1/25											
Total					**245,370**	**244,879**	**244,090**	**242,995**	**246,491**	**244,613**	**242,403**	**244,803**	**246,751**

TID #6 - Hwy 60 Business Park

Date	Purpose of Borrowing, Amount, Interest Rate	Balance 2026		Payment Dates	2026	2027	2028	2029	2030	2031	2032	2033	2034
9/14/2020	G0 Community Dev. Bonds	$5,870,000	P	3/1	205,000	210,000	215,000	220,000	225,000	230,000	235,000	505,000	515,000
	$6,070,000 2.0%		I	3/1, 9/1	121,950	117,800	112,475	105,950	99,275	93,600	88,950	81,550	71,350
	Term: 20 years	callable 3/1/30											
6/4/2025	G0 Promissory Notes (part of 2025 borrowing)	515,800	P	3/1, 6/1, 9/1, 12/1	40,666	83,600	86,719	89,955	93,311	96,793	24,757		
	$515,800 3.68%		I	3/1, 6/1, 9/1, 12/1	18,795	16,340	13,221	9,985	6,629	3,147	228		
	Term: 10 years												
Total					**386,411**	**427,740**	**427,415**	**425,890**	**424,215**	**423,540**	**348,935**	**586,550**	**586,350**

TID #7 - Hanover Project

Date	Purpose of Borrowing, Amount, Interest Rate	Balance 2026		Payment Dates	2026	2027	2028	2029	2030	2031	2032	2033	2034
3/13/2023	G0 Community Dev. Bonds	$2,610,000	P	3/1	100,000	100,000	105,000	110,000	115,000	125,000	130,000	135,000	145,000
	$2,610,000 3.4%		I	3/1, 9/1	103,400	98,400	93,275	87,900	82,275	76,275	69,900	63,275	57,000
	Term: 20 years	callable 3/1/25											
Total					**203,400**	**198,400**	**198,275**	**197,900**	**197,275**	**201,275**	**199,900**	**198,275**	**202,000**

SAFE WATER DRINKING LOAN PROGRAM - LEAD SERVICE

Date	Purpose of Borrowing, Amount, Interest Rate	Balance 2025		Payment Dates	2026	2027	2028	2029	2030	2031	2032	2033	2034
9/11/2024	G0 Promissory Note	$554,854	P	5/1	28,551	28,623	28,694	28,766	28,838	28,910	28,982	29,055	29,127
	$586,318 0.25%		I	5/1, 11/1	1,351	1,316	1,244	1,172	1,100	1,028	956	884	812
	Term: 20 years (5628-99)												
9/11/2024	G0 Promissory Note		P	5/1	11,344	11,373	11,401	11,430	11,458	11,487	11,516	11,545	11,573
	$250,032 0.25%	$220,465	I	5/1, 11/1	537	522	494	466	438	408	380	352	322
	Term: 20 years (5628-02)												
9/10/2025	G0 Promissory Note		P	5/1	28,081	28,151	28,222	28,292	28,363	28,434	28,505	28,576	28,648
	$1,453,780 0.25%	$575,161	I	5/1, 11/1	1,607	1,332	1,298	1,226	1,156	1,086	1,014	942	872
	Term: 20 years (5628-03)												
Total					**71,471**	**71,317**	**71,353**	**71,352**	**71,353**	**71,353**	**71,353**	**71,354**	**71,354**

	2026	2027	2028	2029	2030	2031	2032	2033	2034
Total All Annual Principal & Interest	2,437,282	2,721,216	2,442,513	2,296,717	2,301,939	2,360,663	2,157,219	2,386,873	2,396,520

Total Debt $25,350,805

GL NUMBER	DESCRIPTION	2025 ACTIVITY THRU 12/31/25	2025 COUNCIL APPROVED BUDGET	2026 FINANCE REVIEW BUDGET	2026 FINANCE REVIEW AMT CHANGE
Dept 000000					
Revenue					
300-000000-411111	REAL ESTATE TAXES	947,067	947,067	1,546,423	599,356
300-000000-467520	LIBRARY IMPACT FEE	48,026			
300-000000-481100	INVESTMENT INCOME	1,447			
300-000000-491350	TRANSFER FROM TIF FUND	9,333		59,460	59,460
300-000000-491400	TRANSFER FROM CAPITAL IMPROVE	200,243			
300-000000-491410	TRANSFER FROM LEAD PIPE FUNDS	18,034		71,471	71,471
TOTAL REVENUE		1,224,150	947,067	1,677,354	730,287
NET OF REVENUES/APPROPRIATIONS - 000000 -		1,224,150	947,067	1,677,354	730,287
Dept 533750 - ENVIRONMENTAL EXPENSES					
Expenditure					
300-533750-500610	DEBT SERVICE - PRINCIPAL LEAD PIPE	17,487		67,976	67,976
300-533750-500620	DEBT SERVICE - INTEREST LEAD PIPE	547		3,495	3,495
TOTAL EXPENDITURE		18,034		71,471	71,471
NET OF REVENUES/APPROPRIATIONS - 533750 - ENVIRONMENT.		(18,034)		(71,471)	71,471
Dept 581521 - DEBT SERVICE - 2015 NOTES					
Expenditure					
300-581521-500610	DEBT SERVICE - PRINCIPAL	355,000	355,000		(355,000)
300-581521-500620	DEBT SERVICE - INTEREST	3,550	3,550		(3,550)
TOTAL EXPENDITURE		358,550	358,550		(358,550)
NET OF REVENUES/APPROPRIATIONS - 581521 - DEBT SERVIC		(358,550)	(358,550)		(358,550)
Dept 581530 - DEBT SERVICE - 2016 NOTES					
Expenditure					
300-581530-500610	DEBT SERVICE - PRINCIPAL	410,000	410,000	420,000	10,000
300-581530-500620	DEBT SERVICE - INTEREST	129,638	129,638	121,338	(8,300)
TOTAL EXPENDITURE		539,638	539,638	541,338	1,700
NET OF REVENUES/APPROPRIATIONS - 581530 - DEBT SERVIC		(539,638)	(539,638)	(541,338)	1,700
Dept 581540 - DEBT SERVICE - 2020 G.O. NOTES					
Expenditure					
300-581540-500610	DEBT SERVICE - PRINCIPAL	25,000	25,000	30,000	5,000
300-581540-500620	DEBT SERVICE - INTEREST	4,300	4,300	3,750	(550)
TOTAL EXPENDITURE		29,300	29,300	33,750	4,450
NET OF REVENUES/APPROPRIATIONS - 581540 - DEBT SERVIC		(29,300)	(29,300)	(33,750)	4,450
Dept 581565 - DEBT SERVICE - 2012 GO NOTE					
Expenditure					
300-581565-500610	DEBT SERVICE - PRINCIPAL	275,000	275,000	275,000	
300-581565-500620	DEBT SERVICE - INTEREST	14,575	14,576	8,938	(5,638)
TOTAL EXPENDITURE		289,575	289,576	283,938	(5,638)
NET OF REVENUES/APPROPRIATIONS - 581565 - DEBT SERVIC		(289,575)	(289,576)	(283,938)	(5,638)
Dept 581575 - DEBT SERVICE - 2018 GO BONDS					
Expenditure					
300-581575-500610	DEBT SERVICE - PRINCIPAL	130,000	130,000	130,000	
300-581575-500620	DEBT SERVICE - INTEREST	14,100	14,100	10,200	(3,900)
TOTAL EXPENDITURE		144,100	144,100	140,200	(3,900)
NET OF REVENUES/APPROPRIATIONS - 581575 - DEBT SERVIC		(144,100)	(144,100)	(140,200)	(3,900)
Dept 581576 - DEBT SERVICE - LGIP LOAN					
Expenditure					
300-581576-500610	DEBT SERVICE - PRINCIPAL	221,762	23,645		(23,645)
300-581576-500620	DEBT SERVICE - INTEREST	12,104	9,979		(9,979)
TOTAL EXPENDITURE		233,866	33,624		(33,624)
NET OF REVENUES/APPROPRIATIONS - 581576 - DEBT SERVIC		(233,866)	(33,624)		(33,624)
Dept 581577					
Expenditure					
300-581577-500610	DEBT SERVICE - PRINCIPAL			300,041	300,041
300-581577-500620	DEBT SERVICE - INTEREST	9,396		226,798	226,798
TOTAL EXPENDITURE		9,396		526,839	526,839
NET OF REVENUES/APPROPRIATIONS - 581577 - DEBT SERVIC		(9,396)		(526,839)	526,839

BUDGET REPORT FOR CITY OF CEDARBURG
Fund: 300 DEBT SERVICE FUND
Calculations as of 12/31/2025

GL NUMBER	DESCRIPTION	2025 ACTIVITY THRU 12/31/25	2025 COUNCIL APPROVED BUDGET	2026 FINANCE REVIEW BUDGET	2026 FINANCE REVIEW AMT CHANGE
Dept 582000 - DEBT SERVICE - PAYING AGENT					
Expenditure					
300-582000-500690	PAYING AGENT FEE	2,000	2,600	2,600	
TOTAL EXPENDITURE		2,000	2,600	2,600	
NET OF REVENUES/APPROPRIATIONS - 582000 - DEBT SERVIC		(2,000)	(2,600)	(2,600)	
Dept 592000 - OPERATING TRANSFERS OUT					
Expenditure					
300-592000-500705	TRANSFER TO TIF FUND	245,534	245,534	245,370	(164)
TOTAL EXPENDITURE		245,534	245,534	245,370	(164)
NET OF REVENUES/APPROPRIATIONS - 592000 - OPERATING T		(245,534)	(245,534)	(245,370)	(164)
ESTIMATED REVENUES - FUND 300		1,224,150	947,067	1,677,354	(527,703.00)
APPROPRIATIONS - FUND 300		1,869,993	1,642,922	1,845,506	527,703.00
NET OF REVENUES/APPROPRIATIONS - FUND 300		(645,843)	(695,855)	(168,152)	527,703
BEGINNING FUND BALANCE		897,386	897,386	201,531	(695,855)
ENDING FUND BALANCE		251,543	201,531	33,379	(168,152)

CITY OF CEDARBURG

MEETING DATE: September 29, 2025 **ITEM NO:** E.

TITLE:
Discussion and possible action on approving Rambolls proposal for additional NR716 Site Investigation Activities for the former Prochnow Landfill site.

ISSUE SUMMARY:
The City of Cedarburg continues to collaborate with the Town of Cedarburg and Mercury Marine ("Prochnow Group") on environmental remediation efforts at the Prochnow Landfill site. Ramboll serves as the group's environmental consultant and has been submitting documentation to the Wisconsin Department of Natural Resources (WDNR) on behalf of the group.

Timeline of Key Actions and Communications

- May 8, 2023 – Initial Site Investigation Work Plan (SIWP) approved; City share: $188,647.20
- August 6, 2024 – Revised scope approved per WDNR requirements; City share: $24,142.35
- February 20, 2025 - WDNR, after reviewing the revised scope, requested additional information and additional site investigation
- April 9, 2025 – Staff-level meeting held at City Hall with WDNR and Ramboll to discuss rationale and need for additional site investigation
- June 23, 2025 – Ramboll formally submitted Site Investigation Work Plan (Revision 1) to the City, Town, and Mercury Marine. This Work Plan responds directly to WDNR's February 20 letter and outlines additional investigation to address identified data gaps
- September 9, 2025 – WDNR issued Notice to Proceed with additional comments
- September 19, 2025 – Ramboll submitted updated proposal reflecting WDNR feedback and requested extension of SIWP submittal in order to provide the responsible parties time to approve the additional scope.

Current Request

The current proposal from Ramboll (dated September 19, 2025) outlines additional Site Investigation work required by WDNR. The total cost is $261,500, with the City's share at $77,273.25, based on the established 29.55% cost allocation. Council approval is requested to fund this scope using Capital Fund Environmental Reserves.

STAFF RECOMMENDATION:
Approve

BOARD, COMMISSION OR COMMITTEE RECOMMENDATION:

None

BUDGETARY IMPACT:
$77,274 use of Capital Fund Environmental Reserves

ATTACHMENTS:
1. DNR Request for Prochnow Work
2. REH Proposal-Prochnow_Addl SI-Soil GW_09 19 2025

INITIATED/REQUESTED BY:
Mikko Hilvo

FOR MORE INFORMATION CONTACT:
Mikko Hilvo, City Administrator

State of Wisconsin
DEPARTMENT OF NATURAL RESOURCES
Plymouth Service Center
1155 Pilgrim Road
Plymouth WI 53073

Tony Evers, Governor
Karen Hyun, Ph.D., Secretary
Telephone 608-266-2621
Toll Free 1-888-936-7463
TTY Access via relay - 711

September 9, 2025

Mr. Michael Herbrand
Houseman & Feind, LLP
PO Box 104
Grafton, WI 53024-0104
For the City of Cedarburg

Mr. Art Harrington
Godfrey & Khan S.C.
780 N. Water St.
Milwaukee, WI 53202-3590
For the Town of Cedarburg

Ms. Amanda Beggs
Foley & Lardner LLP
777 E Wisconsin Ave
Milwaukee, WI 53202-5306
For Mercury Marine

Mr. Robert Slobig
Torshen, Slobig, Genden, Dragutinovich, and Axel. Ltd
105 W. Adams St., Suite 3200
Chicago, IL 60603
For Emerson Electric

Subject: Review of June 23, 2025, Site Investigation Workplan, Revision 1
Marvin Prochnow Cedarburg Landfill, 1267 STH 143, Cedarburg, Wisconsin
BRRTS #: 02-46-000764, FID #: 246081220

Dear Sirs and Madam:

The Wisconsin Department of Natural Resources (DNR) received the document, *Site Investigation Workplan, Revision 1 Marvin Prochnow Cedarburg Landfill, 1267 STH 143, Cedarburg, dated June 23, 2025* (Revision 1). Revision 1 was submitted by the Prochnow Landfill Group's consultant, Ramboll Americas Engineering Solutions, Inc. (Ramboll). The DNR has reviewed this submittal under the fee provided for the original version of the site investigation workplan (SIWP) that was dated September 26, 2024.

Recent Background

The DNR reviewed the overall site status and included general site investigation (SI) review comments in a letter dated August 30, 2021, which prompted additional investigations conducted by the RP Group. Ramboll has been submitting data to the DNR from June 2023 until the present as SI work continues at the site.

On February 20, 2024, Ramboll submitted a technical assistance request for the DNR to evaluate a proposed long term monitoring plan with the expanded groundwater monitoring network. In response, the DNR sent a notice to proceed on June 20, 2024, that included requests for additional information and additional SI work. Subsequently, Ramboll submitted the September 26, 2024, SIWP. The DNR reviewed the SIWP and provided a response letter dated February 20, 2025. In addition, a meeting was held on April 9, 2025, at the Cedarburg City Hall with representatives from the DNR, Mercury Marine, City of Cedarburg, and Ramboll to discuss site needs, expectations, and next steps. Ramboll then submitted Revision 1 on June 24, 2025, which includes comprehensive tables, additional figures, responses to DNR questions, and additional proposed SI activities.

Review

The DNR has reviewed Revision 1 and provides this notice to proceed with the proposed work with the following comments:

Wis. Admin. Code § NR 716.11 (3) (a) requires the field investigation to determine the nature, degree and extent, both areal and vertical, of the hazardous substances or environmental pollution in all affected media.

1. The proposed soil sampling does not address the vertical extent of contamination, for polychlorinated biphenyls (PCBs) and dioxins, as many locations in the source areas have PCBs and dioxins present at the deepest interval sampled and no deeper samples have been proposed in Revision 1. Sample locations where vertical delineation is needed include, but are not limited to, B-1, HA-07, northeast of SS-35, south/southwest of SR-SB-I, at and southeast of SS-18, S-12, S-13, and S-14. Review all sample locations to determine whether the deepest interval has been vertically delineated below state soil standards. Discuss if dioxins are present in a different sub-surface unit. However, based on conversations with Ramboll on August 14, 2025, the DNR recognizes that additional vertical delineation sampling outside proposed capped areas will occur in the pre-design (RADR) phase for remedial action. Note that this may delay the SI approval process and additional actions may be necessary based on these sampling results.

2. The lateral extent of volatile organic compound (VOCs) in soil in the SR-TW-7 area does not appear to be defined. Example locations include, but may not be limited to, north of sample UV-31 and directly east of sample UV- I2.

Wis. Admin. Code § NR 716.11(5)(e) requires the evaluation of the extent of contamination in the source area, in saturated materials and in groundwater.

3. The proposed sampling strategy of only sampling at depth depending on surface results does not appear to be supported by the sampling data collected to-date. The sampling strategy appears to reflect a conceptual site model (CSM) based on a surface discharge, as deeper samples will be analyzed only if shallow samples indicate the presence of contamination. However, much of the sampling data identifies higher contaminant concentrations in the10 to 16-foot depth interval. Therefore, the delineation of contamination at deeper depths will be missed and remain undefined if only shallow results are used to interpret the extent of contamination. The DNR recommends the inclusion of the proposed deeper sample intervals and an evaluation of possible at-depth preferential migration pathways for contaminants.

Wis. Admin. Code § NR 716.15(4) requires figures needed to clarify and support results and interpretations.

4. The rationale for the proposed soil sampling locations and depths is unclear without updated iso-concentration lines shown on plan view maps and cross-sections. These requested figures with iso-concentration lines would serve to illustrate and justify proposed sampling locations and depths in comparison with the known extent of contamination. These figures have been repeatedly requested since the DNR's August 30, 2021, SI review letter and are necessary to support an efficient review by the DNR. The DNR requested this same information again during the April 9, 2025 meeting.

The DNR concurs with the proposed additional groundwater monitoring well installations in Revision 1.

<u>Other Site Investigation (SI) Comments</u>

Revision I does not include dioxin/furan sampling in the authorized fill areas that are proposed to be capped. If the CSM assumes that the entire authorized fill area may be contaminated with dioxins/furans, the DNR recommends that this is reflected on the residual contamination map and additional sampling around the perimeter of the authorized fill/capping area be conducted.

Regarding emerging contaminants, it is the DNR's understanding from the Sept. 26, 2024 work plan that the Prochnow Group plans to sample PFAS in groundwater. The DNR would like to remind you that based on this information, PFAS sampling is expected to occur at this site to complete the SI requirements. Groundwater sampling in the future, to delineate the degree and extent of contamination, should include sampling for 1,4-dioxane and use laboratory analytical method 8270SIM to achieve detection limits at or below regulatory standards.

Next Steps

The DNR appreciates the continuing efforts you are taking at this site and looks forward to working with you and sharing strategies as to how the SI can continue while interim and/or remedial actions occur to support future site redevelopment. The SI is an iterative process of determining the degree and extent of contamination is defined in all environmental media. When the SI is determined to be complete, the DNR requests that an SI Report (SIR) be submitted, with a review fee, within 60 days of the completion of the work.

If you have any questions about this letter, please contact me, the DNR Project Manager, at 262-416-8643 or johnm.feeney@wisconsin.gov.

Sincerely,

John Feeney, PG
Remediation and Redevelopment Program
Wisconsin Department of Natural Resources
1155 Pilgrim Road, Plymouth WI 53073

cc: Prochnow Landfill Group:
Mr. Mikko Hilvo, City of Cedarburg, email: mhilvo@ci.cedarburg.wi.us
Mr. Eric Ryer, Town of Cedarburg, email: eryer@town.cedarburg.wi.us
Mr. Craig Dousharm, Mercury Marine, email: craig.dousharm@mercmarine.com

Environmental Consultants:
Ms. Jean Tarvin, Ramboll, email: jtarvin@ramboll.com
Mr. Scott Tarmann, Ramboll, email: starmann@ramboll.com

EPA:
Ms. Lisa Graczyk: graczyk.lisa@epa.gov

ENVIRONMENT
& HEALTH

Mr. Craig Dousharm
Mercury Marine
P.O. Box 1939
Fond du Lac, WI 54936

Mr. Mikko Hilvo
City of Cedarburg Administrator
W63 N645 Washington Avenue
Cedarburg, WI 53012

Mr. Eric Ryer
Town of Cedarburg Administrator
1293 Washington Avenue
Cedarburg, WI 53012

PROPOSAL FOR ADDITIONAL NR 716 SITE INVESTIGATION ACTIVITIES: SOIL SAMPLING AND GROUNDWATER MONITORING WELL INSTALLATION AND SAMPLING; FORMER PROCHNOW LANDFILL, CEDARBURG, WISCONSIN

September 19, 2025

Ramboll
234 West Florida Street
Fifth Floor
Milwaukee, WI 53204
USA

T +1 414 837 3607
F +1 414 837 3608
www.ramboll.com

Ref. P3861M-25158

Dear Messrs. Dousharm, Hilvo, and Ryer:

Ramboll Americas Engineering Solutions, Inc. (Ramboll) is pleased to present this proposal to the Prochnow Group for the implementation of additional Wisconsin Administrative Code (WAC) NR 716 site investigation activities at the former Prochnow Landfill in Cedarburg, Wisconsin. The proposal outlines the additional site investigation activities to be conducted at the site.

On June 23, 2025, Ramboll submitted the *Site Investigation Work Plan (Revision 1), Former Prochnow Landfill, Cedarburg, Wisconsin Bureau for Remediation and Redevelopment Tracking System (BRRTS) No. 02-46-000764* to the Wisconsin Department of Natural Resources (WDNR). The *Site Investigation Work Plan (Revision 1)* was prepared in response to WDNR's letter dated February 20, 2025, which requested additional information and site investigations to address data gaps noted by the WDNR. In correspondence dated September 9, 2025, the WDNR provided notice to proceed with the proposed site investigation activities, while also requesting that further additional site investigation sampling be conducted to determine the nature, degree, and extent, both areal and vertical, of the identified impacts in both the Authorized and Unauthorized Fill Areas.

Following our review of all the site investigation data and in consideration of the WDNR's comments in its September 9, 2025 letter, additional soil and groundwater sampling is proposed to delineate the extent of polychlorinated biphenyls (PCBs), dioxins/furans, and select Resource Conservation and Recovery Act (RCRA) metals in soils in the Authorized and Unauthorized Fill Areas, volatile organic compounds (VOCs) in soils at previously identified or suspected areas of contamination within the Authorized Fill Area, and VOCs, RCRA metals, PCBs, and 1,4-dioxane in groundwater. This proposal is a change order to the soil and groundwater investigation scope and budget previously provided to the Prochnow Group in Ramboll's August 13, 2024, proposal and subsequently authorized in September 2024.

The proposed scope of services, schedule, and estimated costs to conduct these additional investigation activities are discussed in the following sections.

SCOPE OF SERVICES

Task 1: Site Investigation Work Plan

This task includes preparing the *Site Investigation Work Plan (Revision 1)* (the "SIWP") for submission to the WDNR. The SIWP includes additional narrative discussion of historical site data and proposed sampling rationale in response to WDNR's request. Notably, the SIWP (Revision 1) was already completed and submitted to WDNR on June 23, 2025. Furthermore, this task includes revisions that incorporate the additional sampling requested by the WDNR in their correspondence dated September 9, 2025.

Task 2: Sports Field Well Sampling

The Town of Cedarburg utilizes a well to irrigate the baseball/sports fields at 7900 Five Corners Drive in Cedarburg, Wisconsin. This sports field/well is located just north of the Marvin Prochnow property and approximately 275 feet north of the Unauthorized Fill Area. The well was last sampled in July 2015 shortly after its installation, and vinyl chloride was not detected in the water sample that was submitted for laboratory analysis. Due to the presence of vinyl chloride in bedrock monitoring well MW-1B located approximately 970 feet from the sports field well, Ramboll proposes to collect one water sample to test for the presence of chlorinated volatile organic compounds (CVOCs) at this location. A Ramboll representative will coordinate the sampling activity with the Town of Cedarburg and will attempt to collect the water sample from a spigot/ sampling port on the discharge piping located nearest to the well head while in operation.

The water sample will be placed in appropriately preserved, laboratory-supplied containers, which will be sealed, labeled, and placed on ice pending delivery under chain-of-custody procedures to the analytical laboratory for analysis. The water sample will be submitted to Eurofins Environment Testing (Eurofins), a Wisconsin-certified analytical laboratory located in Tinley Park, Illinois, for laboratory analysis of VOCs using United States Environmental Protection Agency (USEPA) Method 524.2. The laboratory analysis will be conducted using a standard 10-day turnaround time (TAT).

Task 3: Additional Delineation of Soil Impacts

Based on WDNR's approval of the *SIWP (Revision 1)* and their additional sampling requests, further site investigation activities will be conducted. As presented in the attached draft *SIWP* Table 5, a total of 51 soil borings are planned at the site. Of these, 23 were proposed in Ramboll's August 2024 proposal; however, additional soil samples are now proposed to be collected from these borings, with two to four soil samples proposed from each soil boring. An additional 28 new soil borings are proposed as part of this proposal, also with two to four soil samples from each. These soil samples will be submitted for laboratory analysis of VOCs, select RCRA metals, PCBs, and/or dioxins/furans. The locations of the proposed soil borings are shown in the attached Figures 2, 3, 4, 5, and 6b.

All samples will be collected at each location using a track mounted Geoprobe® by Gestra Engineering, Inc., under the supervision of Ramboll. Prior to field work, Ramboll or our subcontractors will contact Digger's Hotline to clear the investigation area for the presence of public utilities. Ramboll personnel will conduct their on-site field activities in accordance with the site-specific Health and Safety Plan (HASP) developed for the site.

For all boring locations, two to four samples will be collected per boring. A total of 133 soil samples will be collected. The planned sampling depth intervals are listed in Table 5, as well as the planned laboratory analyses to be completed for each sample. For several soil borings, the soil sample collected from the deepest sampling interval will be placed on hold with the laboratory, pending the laboratory analytical results for the sample(s) collected at shallower depth interval(s). The held soil samples will only be analyzed if the shallower depth interval sample from that boring location reveals contaminant concentrations above the applicable WAC NR 720 Residual Contaminant Levels (RCLs). Therefore, it is anticipated that the following number of soil samples for each laboratory analysis will be placed on hold: 6 soil samples for select RCRA metals; 1 sample for PCBs; and 7 samples for dioxins/furans. The estimated costs presented in this proposal assume that all samples will be analyzed for all analyses listed in Table 5; however, if shallower sampling results indicate no soil impacts, some soil samples may not require laboratory analysis, which will result in potential cost savings for the Prochnow Group.

The sampled soil will be described in the field by a Ramboll geologist with respect to the soil type, grain size distribution, color (or discoloration), odor, and moisture content and will be recorded on soil boring logs (WDNR Form 4400-122). For budgeting purposes, it is assumed that the 51 borings will be sampled to maximum depths ranging from 7 to 24 feet below ground surface (bgs) (Table 5) and that the Geoprobe® work can be completed in no more than 4 field days. All soil borings will be abandoned in accordance with WAC NR 141 following soil sampling.

Several of the soil borings will be in areas with dense vegetation that will need to be cleared so the Geoprobe® sampling equipment can access the locations. Therefore, prior to performing the site investigation activities, it is assumed that the vegetation will be cleared with assistance from the City or Town of Cedarburg. Prior to beginning the drilling activities, Ramboll will stake the boring locations using a Trimble 700 Differential Global Positioning Satellite (GPS) locator, or equivalent. A Ramboll representative will also meet with the City or Town of Cedarburg Public Works personnel to identify the areas requiring vegetation removal in the vicinity of the staked locations.

The investigative soil samples, including all necessary quality assurance/quality control (QA/QC) samples and chain-of-custody documentation will be sent to Eurofins via commercial courier for analysis of PCBs (USEPA Method 8082A), dioxins/furans (USEPA Method 8290), VOCs (USEPA Method 8260), and/or select RCRA metals (USEPA Methods 6010D) as specified in Table 5. All samples will be submitted requesting a standard 10-day TAT.

It is estimated that approximately six drums of solid waste will be generated from the borings. The characterization and disposal of the investigation derived waste (IDW) previously included as Task 5 in Ramboll's August 2024 proposal estimated approximately three drums of solid waste from boring activities planned at that time. The estimated costs presented for this task include the incremental additional cost estimated for additional IDW disposal fees for three additional drums of solid waste.

Task 4: Groundwater Monitoring Well Installation

Ramboll also proposes to complete the installation of three shallow groundwater monitoring wells, three deep overburden monitoring wells, and one bedrock monitoring well. These monitoring wells will be installed in compliance with WAC NR 141. The three shallow groundwater monitoring wells (MW-18S, MW-19S, and MW-20S) are proposed to be installed east/northeast of the area of shallow CVOC groundwater impacts and where non-aqueous phase liquid (NAPL) was observed northeast of the Authorized Fill Area (Figure 11). These

shallow wells will be installed to a depth of 22 feet bgs and constructed of 2-inch diameter, flush thread Schedule 40 polyvinyl chloride (PVC) riser pipe with 10 feet of 2-inch diameter Schedule 40 PVC factory cut (0.010-inch) slotted well screen. For the deep overburden (the saturated sand seam immediately above the bedrock which is identified as a potential groundwater contaminant migration pathway), three monitoring wells are proposed to delineate the extent of vinyl chloride within this unit. The three proposed deep overburden wells (MW-19D, MW-21D, and MW-22D) are located downgradient of the Authorized Fill Area (Figure 12). Monitoring wells MW-19D and MW-21D are proposed to be installed to a depth of 55 feet bgs, and monitoring well MW-22D is proposed to be installed to a depth of 65 feet bgs. The deep overburden wells will be constructed of 2-inch diameter, flush thread Schedule 40 PVC riser pipe with 5 feet of 2-inch diameter Schedule 40 PVC factory cut (0.010-inch) slotted well screen. One bedrock monitoring well (MW-7B) is proposed to be installed adjacent to the MW-7S/MW-7D well nest to the north of MW-1B and south of the Town's baseball/sports fields irrigation well at 7900 Five Corners Drive (Figure 13). The bedrock monitoring well will be installed to a total depth of 100 feet bgs and constructed of 2-inch diameter, flush thread Schedule 80 PVC riser pipe with 10 feet of 2-inch diameter Schedule 80 PVC factory cut (0.020-inch) slotted well screen.

Several of the proposed monitoring well locations will be in areas with dense vegetation that will need to be cleared so the drilling equipment can access the locations. Therefore, prior to performing these site investigation activities, it is assumed that the vegetation will be cleared with assistance from the City or Town of Cedarburg. Prior to beginning the well installation activities, Ramboll will stake the proposed monitoring well locations using a Trimble 700 Differential GPS locator, or equivalent. A Ramboll representative will coordinate with the City or Town of Cedarburg Public Works personnel to identify the areas requiring vegetation removal in the vicinity of the staked locations.

Prior to field work, Ramboll or the drilling subcontractor will contact Digger's Hotline to identify public utilities at the locations of the proposed well installations. Additionally, Ramboll will retain a private utility locator to clear utilities where the proposed deep overburden well MW-22D is in the Wauwatosa Road right-of-way. Because monitoring well MW-22D will likely need to be installed within the Wauwatosa Road (STH 181) right-of-way, Ramboll will work with the Prochnow Group to obtain the necessary permission/access, which may also involve acquiring a permit from the Wisconsin Department of Transportation (WisDOT) for the construction of this well.

The shallow and deep overburden monitoring wells will be advanced using hollow stem auger drilling methods and a combination of hollow stem auger and mud rotary drilling for the bedrock well. Bedrock cores will also be collected while drilling MW-7B to evaluate the fracture frequency and designate the rock quality at this location. Ramboll will subcontract with a licensed driller to complete the well installations. A Ramboll geologist will log the soils and bedrock cores; no laboratory analysis of soil is proposed as part of this scope of work. A coarse silica filter sand pack will be placed from the bottom of the borehole to 1 to 2 feet above the top of the well screen followed by 1 to 2 feet of fine sand pack and bentonite slurry to the ground surface. Each monitoring well will be completed with a standpipe protective casing and locking cap.

The newly installed groundwater monitoring wells will be developed in accordance with WAC NR 141 to remove residual materials remaining in the well after installation and to re-establish the natural hydraulic flow conditions of the formation, which may have been disturbed by the well construction. Following installation, the location, ground surface, and top of casing elevation of each new monitoring well will be surveyed by a Wisconsin-licensed surveyor and tied into the elevation survey established for the existing

wells at the site to aid in the determination of groundwater flow direction and assessment of groundwater contaminant movement and distribution. Monitoring well construction details and well development forms will be completed for submittal to the WDNR. The scope for this task assumes that neither vertical aquifer profiling or borehole geophysics will be conducted. It is estimated that approximately 20 drums of drill cuttings will be generated from the well installations. Characterization and disposal of the IDW is discussed in Task 7.

Task 5: Additional Groundwater Sampling for Existing and New Monitoring Wells

For the seven proposed monitoring wells installed as part of Task 4, Ramboll proposes to include these monitoring wells in the last two quarterly sampling events. Prior to each quarter's groundwater sampling activities, groundwater elevations will be measured at all site monitoring wells. The groundwater samples will be collected using low-flow sampling techniques, consistent with methods previously used for the site. The groundwater samples collected will be placed in appropriately preserved, laboratory-supplied containers, which will be sealed, labeled, and placed on ice pending delivery under chain-of-custody procedures to the analytical laboratory for analysis.

The water samples collected from the seven new monitoring wells will be submitted to Eurofins for laboratory analysis of VOCs using USEPA Method 524.2. One additional QA/QC duplicate groundwater sample will be collected and submitted to the laboratory for analysis along with the investigative samples. The duplicate sample and a trip blank will be submitted to the laboratory and analyzed for the same analyte (i.e., VOCs) as the investigative samples. All VOC laboratory analyses will be conducted by Eurofins using a standard TAT.

Furthermore, additional groundwater samples will be collected from existing site groundwater monitoring wells in conjunction with the next quarterly groundwater monitoring event, which is anticipated to be December 2025. For these wells, groundwater sample analyses were included in the August 2024 proposal; however, as part of this scope of work, additional sample analyses are also proposed, as described in Table 5, for SR-TW-2, MW-1D, MW-1B, MW-2B, MW-4S, MW-4D, and MW-4B. Additionally, groundwater sampling is proposed for 12 other wells as part of this scope of work to provide the data needed to delineate the nature and extent of groundwater impacts: MW-1S, MW-2S, MW-2D, MW-3S, MW-3D, MW-5S, MW-5D, MW-5B, MW-7S, MW-7D, MW-14S, and MW-14D. The wells selected for sampling are listed in Table 5 and are shown on Figure 7.

Ramboll proposes to collect the additional groundwater samples in conjunction with the planned quarterly sampling event in December 2025. Prior to the groundwater sampling activities, groundwater elevations will be measured at all site monitoring wells. The groundwater samples will be collected using low-flow sampling techniques, consistent with previously used methods. The groundwater samples collected will be placed in appropriately preserved, laboratory-supplied containers, which will be sealed, labeled, and placed on ice pending delivery under chain-of-custody procedures to the analytical laboratory for analysis.

The additional groundwater samples collected from the selected monitoring wells will be submitted for laboratory analysis of PCBs (low level using USEPA Method 8082A), select RCRA metals (USEPA Method 6010D), and/or 1,4-dioxane (using USEPA Method 8270SIM), as specified in Table 5. Two QA/QC duplicate samples will be collected and submitted to the laboratory for analysis of the select RCRA metals and PCBs, and one duplicate QA/QC sample will be collected and submitted to the laboratory for analysis of 1,4-dioxane, along with the investigative samples. All PCB, RCRA metals, and 1,4-dioxane laboratory analyses will be conducted by Eurofins using a standard 10-day TAT.

Task 6: Water Level Monitoring

High frequency groundwater level measurements will be recorded at bedrock monitoring well MW-7B using a pressure transducer to evaluate transient changes in groundwater elevation and potential influence from the Town's Sports Field water supply well. A new transducer will be deployed immediately after monitoring well MW-7B has been developed (as part of Task 4). The data will be downloaded concurrent with the two remaining quarterly sampling events.

Task 7: IDW Characterization and Disposal from Well Installations

It is assumed that 20 drums of nonhazardous soil cuttings, two 250-gallon totes of well development purge water, and two drums of nonhazardous purged groundwater will be generated during the sampling work to be conducted in Tasks 4 and 5 in association with the installation of seven proposed monitoring wells. The drums and totes will be temporarily secured in the northern area of the Authorized Fill Area for pickup by a waste hauler. Ramboll will facilitate the disposal of the soil cuttings and monitoring well purge water with the disposal facilities already approved for the previous investigation work activities conducted at the site. In the event the disposal facility requests the soil cuttings to be profiled for disposal, a representative sample of the IDW soil will be collected from the drums and submitted to the analytical laboratory for waste characterization analysis. Ramboll has included a $1,000 allowance to collect a soil sample from the drums for laboratory analysis. Upon receipt of that data, the wastes will be profiled with an appropriate disposal facility and transported off site for disposal.

Task 8: Data Validation, Evaluation, and WDNR Reporting

Ramboll will provide all sampling results to the WDNR within 10 days following receipt of the laboratory analytical reports as specified in WAC NR 716.14. The new data will be validated, tabulated, and compared to WAC NR 720 RCLs for Non-Industrial Direct Contact and the Groundwater Pathway for soil, or WAC NR 140 Enforcement Standards (ESs) and Preventive Action Limits (PALs) for groundwater. Results will be evaluated and incorporated into the comprehensive *Site Investigation Report* that will be prepared for the site. The estimated costs associated with Task 8 are only for the incremental additional effort for the expanded data set to be obtained through the implementation of the additional site investigation sampling (including the additional soil sampling proposed in Task 3 and the additional groundwater sampling proposed in Task 5).

Task 9: Site Investigation Report

Following completion of the additional soil and groundwater investigation activities, Ramboll will update the Conceptual Site Model (CSM) and proceed with the preparation of the comprehensive *Site Investigation Report*, in conformance with WAC NR 716. The report will document the methodology, sampling results, nature and extent of contamination and interpretations of the field and laboratory data for all media sampled at the site. Tabulated analytical results of soil, sediment, surface water, and groundwater sample analyses, and figures illustrating the sample locations and extent of contamination will be included in the report. This task includes draft report preparation, client review updates and finalization, and submittal of the report to the WDNR. The WDNR review fee of $1,050 was already included in the previously authorized budget for the *Site Investigation Report Addendum* (in Ramboll's June 2023 proposal). The estimated costs for Task 9 in this proposal cover only the incremental additional effort required to include the data and evaluations for this supplementary investigation in the comprehensive *Site Investigation Report*.

Task 10: Project Administration and Meetings

Ramboll will coordinate the supplementary investigation activities and provide periodic progress updates to the Prochnow Group and WDNR. These updates will include discussions on the additional scope of soil and groundwater delineation work and the results observed during the site investigation activities. It is assumed that one virtual meeting will be convened with the WDNR, Prochnow Group, and Ramboll. If additional project meetings are required, additional costs may be incurred. The estimated costs outlined in Task 10 cover only the extra project administration and meetings associated with the scope of services detailed in this proposal.

ESTIMATED COSTS

The scope of services described herein will be completed on a time and materials basis in accordance with the previously agreed upon terms and conditions. The estimated cost to complete the scope of services specified herein is estimated to be $261,500, broken down by task as follows:

Task	Description	Labor Costs	Subcontractor, Equipment, Expenses, and Agency Fees	Estimated Costs
Task 1	Work Plan Preparation	$21,600	$0	$21,600
Task 2	Sports Field Well Sampling	$1,500	$100	$1,600
Task 3	Delineation of Soil Impacts*	$12,900	$62,500	$75,400
Task 4	Installation of Additional Groundwater Monitoring Wells	$20,900	$61,200	$82,100
Task 5	Groundwater Sampling for Existing and New Monitoring Wells	$10,500	$4,600	$15,100
Task 6	Water Level Monitoring	$3,400	$1,100	$4,500
Task 7	IDW Characterization & Disposal for New Well Installations	$2,000	$9,500	$11,500
Task 8	Data Validation, Evaluation, and WDNR Reporting	$22,900	$0	$22,900
Task 9	SI Report Updates	$19,100	$0	$19,100
Task 10	Project Administration and Meetings	$7,700	$0	$7,700
	Total Estimated Costs	**$122,500**	**$139,000**	**$261,500**

*Note: *As described for Task 3, a limited number of soil samples will be placed on hold with the analytical laboratory. The estimated range of costs for laboratory analyses associated with Task 3 will range from $39,600 for the base number of samples to $44,200 if all samples held at the laboratory are analyzed. For this proposal, the total estimated cost assumes that all samples will be analyzed for every analysis listed in Table 5. If shallower sampling results show no soil impacts, some soil samples may not need laboratory analysis, potentially saving costs for the Prochnow Group.*

Ramboll will initiate the project activities upon your authorization to proceed. The project costs that are incurred will be invoiced monthly and will be allocated in accordance with the existing cost sharing agreement between Mercury Marine (49.99%), City of Cedarburg (29.55%), and the Town of Cedarburg (20.46%).

PROPOSED SCHEDULE

Ramboll prepared the *SI Work Plan (Revision 1)* for submittal to the WDNR in June 2025. In its September 9, 2025 letter, WDNR provided comments and requested further additional sampling, and those requests have been incorporated into this proposed scope of work. Following authorization of this proposal by the Prochnow Group, Ramboll will schedule and begin coordinating the field sampling activities. The Sports Field well sampling (Task 2) can be scheduled following authorization of this proposal or with the next regularly scheduled quarterly groundwater sampling event. For the additional soil sampling to be conducted (Task 3), we estimate the boring clearance/soil sampling activities will take 5 days to complete and can be scheduled within 3 to 5 weeks depending on subcontractor availability. Groundwater sampling (Task 5) will be scheduled to occur during the next regularly scheduled quarterly event and is presently anticipated to be conducted in December 2025. The analytical results will be available approximately 10 business days after laboratory receipt of the samples. Following receipt and evaluation of the soil and groundwater sample results, Ramboll will prepare the necessary results notifications to the Prochnow Group and for subsequent submittal to the WDNR.

For Tasks 4 through 8 (related to the proposed monitoring well installations and sampling), we estimate the monitoring well installation activities will take 9 to 10 working days to complete, including staking out the well locations, marking utilities, and coordinating with the Town/City of Cedarburg to clear the dense vegetation for drilling equipment access. We anticipate the well installation activities can be scheduled within 3 to 5 weeks after authorization to proceed and depending on subcontractor availability. Groundwater sampling of the new wells (Task 5) will be scheduled to occur during the last two quarterly sampling events, estimated to be in December 2025 and March 2026. The analytical results will be available approximately 10 business days after laboratory receipt of the samples. Following receipt and evaluation of the groundwater sample results, Ramboll will prepare the necessary results notifications to the Prochnow Group and for subsequent submittal to the WDNR.

Following the completion of all field activities and data validation and evaluation, Ramboll will prepare the comprehensive *SI Report*. The draft report will be provided for review by the Prochnow Group and following receipt of comments from the Prochnow Group (as one consolidated comment set), Ramboll will finalize the *report* for submittal to the WDNR. Project correspondence and progress updates between the Prochnow Group, WDNR, and/or Ramboll will be conducted as needed throughout the project.

CONDITIONS OF SERVICE AND BASIS FOR ESTIMATED COST AND SCHEDULE

The following conditions serve as the basis for the estimated costs and schedule contained herein:

A. Ramboll's services will be rendered by following generally accepted professional standards but shall not be construed as a guarantee or warranty as to the potential liability or impacts of potential risks at the project site.

B. No scheduling, access, or other unforeseen difficulties in obtaining data will be encountered.

C. Field drilling activities are based on driller availability and scheduling.

D. The borehole clearance and soil sampling activities can be completed in no more than 5 days during normal business hours.

E. The additional groundwater sampling activities for existing wells at the Prochnow property discussed herein can be completed in 2 days during normal business hours and will be conducted along with the previously scheduled quarterly sampling events.

F. All new well locations will be installed on-site on the Prochnow property with the exception of MW-22D. Installation of the wells located on the Prochnow property will not require any access agreements. We anticipate that monitoring well MW-22D will be located within the Wauwatosa Road (STH 181) right-of-way which may require a WisDOT permit to construct this well. Ramboll's cost for Task 4 includes time to apply for a state right-of-way permit; however, permit fees (if any) are not included.

G. For the new monitoring well installations, the borehole clearance and well drilling activities can be completed in no more than 8 working days during normal business hours.

H. Groundwater sampling for the additional seven monitoring wells can be completed in 2 days during normal business hours (each event) and will be conducted along with the previously scheduled quarterly sampling events.

I. Level D personal protection will be sufficient to complete the scope of work.

J. Any work additional to the scope of work presented herein, as authorized by the Prochnow Group, including representation at regulatory agency meetings or other meetings, is not included with the proposed costs and will be charged at Ramboll's established rates for this project.

K. One review cycle is included for the draft documents. Any additional review cycles may result in additional costs.

L. Standard laboratory turnaround time is acceptable (10 business days).

M. Due to the soil and groundwater characteristics, we have assumed that the waste will be accepted for disposal at a local Subtitle D landfill for disposal. For Tasks 3 and 4, the quantity of waste is also assumed to be six drums of soil (total) and two drums of water will be generated during the site investigation activities described herein pertaining to the additional soil borings and the additional sampling of existing monitoring wells. Should the waste be characterized as hazardous, a Toxic Substances Control Act (TSCA) regulated waste, or the quantity of drums varies, then additional costs will be incurred.

N. Due to the soil and groundwater characteristics, we have assumed that the waste will be accepted for disposal at a local Subtitle D landfill for disposal. For Tasks 4, 5, and 7, we assume there will be 20 drums of soil, two 250-gallon totes of well development purge water, and two drums of well sampling purged groundwater generated during the well installation and groundwater sampling activities described herein for the proposed monitoring wells. If the waste is characterized as hazardous or the quantity of drums varies, then additional costs will be incurred.

CLOSING

Ramboll appreciates the opportunity to provide environmental services to the Prochnow Group. If you find this proposal acceptable, please have a copy of the proposal executed and return it to Ramboll as our authorization to proceed. If you have any questions concerning the information contained herein, please feel free to contact us.

Yours sincerely,

Abby Reichling, PE
Senior Managing Consultant

D +1 262 901 3513
areichling@ramboll.com

Scott W. Tarmann, PE
Principal

D +1 262 901 0093
starmann@ramboll.com

AUTHORIZATION TO PROCEED

Ramboll Change Order No. P3861M-25158, dated September 19, 2025, for Additional WAC NR 716 Site Investigation, Former Prochnow Landfill, Cedarburg, Wisconsin

Time and Materials Cost Estimate: $261,500

Prochnow Group Signature Acceptance:

City of Cedarburg

Signature

Printed Name

Title

Date

Mercury Marine

Signature

Printed Name

Title

Date

Town of Cedarburg

Signature

Printed Name

Title

Date

10/10

TABLE

Table 5. Proposed Soil and Groundwater Sampling and Analysis Summary
Site Investigation Work Plan (Rev 1)
Former Prochnow Landfill Site
Town of Cedarburg, WI

Investigation Area	Proposed Soil Boring ID	X Coordinate (Easting)	Y Coordinate (Northing)	Number of Samples Per Location	Planned Soil Boring Depth	Planned Soil Sampling Depth	Laboratory Analysis and No. of Samples						Notes
							VOC (8260 [Soil] or 524.2 [GW])	SVOC (8270 [Soil] or 1,4-Dioxane 8270 SIM [GW])	RCRA Metals [a] (6010D)	PCB [b] (8082A)	Dioxin/ Furans (8290)	MNA [c] Parameters	
SOIL													
Unauthorized Fill Area (Western)	B-1B			2	17 ft	11 - 12 ft and 16 - 17 ft bgs				2	2		Hold 16 - 17 ft sample for analysis of PCB and Dioxins/Furans pending analytical results from 11 - 12 ft sample depth interval.
	B-11	2529096.47	487172.61	3	12 ft	Below landfill cap/upper waste boundary layer [~1-2 ft bgs], 6 - 7 feet bgs, and at 11 - 12 feet bgs	3	3	2	3	3		
	B-12	2529165.89	487051.28	3					2	3	3		
	B-13	2529249.54	487043.06	3					2	3	3		
	B-14	2529175.53	486977.95	3					2	3	3		
	B-15	2529258.33	486987.71	3						3	3		
Unauthorized Fill Area (Central)	B-16	2529587.33	487152.66	2	7 ft	Below landfill cap/upper waste boundary layer [~1-2 ft bgs] and 6 - 7 feet bgs				2			
	B-17	2529644.32	487220.81	2					2	2			
	B-18	2529900.68	487223.28	2					2	2			
	B-19	2529997.79	487214.80	2					2	2	2		
	B-20	2530048.82	487179.52	2						2	2		
	B-21	2530015.12	487120.75	2						2			
	B-22	2529798.53	487095.56	2					2	2			
	B-23	2529651.76	487093.01	2						2			
Unauthorized Fill Area (Eastern)	B-24	2530074.05	487096.24	2	7 ft	Below landfill cap/upper waste boundary layer [~1-2 ft bgs] and 6 - 7 feet bgs.			2	2	2		
	B-25	2530123.29	487149.02	2					2	2	2		
	B-26	2530191.39	487108.87	2					2	2	2		
	B-27	2530135.61	487060.70	2						2	2		
Authorized Fill Area	SS-42	2530079.58	486542.46	3	12 ft bgs	1 - 2 ft, 6 - 7 ft, and 11 - 12 ft bgs					3		
	SS-43	2530224.93	486545.08	3	12 ft bgs	1 - 2 ft, 6 - 7 ft, and 11 - 12 ft bgs				3			
	SS-44	2530309.66	486546.43	3						3			
	SS-45	2530222.31	486339.49	4	12 ft bgs	0 - 1 ft, 2 - 4 ft, 6 - 7 ft, and 11 - 12 ft bgs			2		4		Sample RCRA Metals at 0 - 1 ft and 2 - 4 ft bgs only
	SS-46	2530204.78	486226.16	4					2		4		
	SS-47	2530080.93	486096.46	4							4		
	SS-48	2529648.66	486098.04	3	7 ft bgs	0 - 1 ft, 2 - 4 ft, and 6 - 7 ft bgs			3		2		Sample RCRA Metals at 0 - 1 ft and 2 - 4 ft bgs. Hold 6 - 7 ft sample for RCRA metals pending analytical results from 2 - 4 ft sample depth interval [3] Sample dioxins/furans at 0 - 1 ft and 6 - 7 ft only.
	SS-49	2529580.82	486160.92	3					3		2		
	SS-50	2529634.59	486248.62	3					3		2		
	SS-51	2530031.74	486607.71	3	7 ft bgs	0 - 1 ft, 2 - 4 ft, and 6 - 7 ft bgs			2		2		Sample RCRA Metals at 0 - 1 ft and 2 - 4 ft bgs. Sample dioxins/furans at 0 - 1 ft and 6 - 7 ft.
	SS-52	2529603.13	486376.68	3	7 ft bgs	0 - 1 ft, 2 - 4 ft, and 6 - 7 ft bgs			3		2		Sample RCRA Metals at 0 - 1 ft and 2 - 4 ft bgs. Hold 6 - 7 ft sample for RCRA metals pending analytical results from 2 - 4 ft sample depth interval [3] Sample dioxins/furans at 0 - 1 ft and 6 - 7 ft only.
	SS-53	2529612.89	486568.74	3					3		2		
	SS-54	2529772.40	486667.48	3					3		2		
	SS-55	2529982.97	486598.39	2	12 ft bgs	6-7 ft and 11-12 ft bgs	2			2			
	SS-56	2529858.26	486375.64	2	12 ft bgs	6-7 ft and 11-12 ft bgs	2						
	SS-57	2530025.33	486076.02	2	12 ft bgs	6-7 ft and 11-12 ft bgs	2						
	SS-58			2	12 ft bgs	6 - 7 ft and 11 - 12 ft bgs				2			
	SS-59			2	12 ft bgs	6 - 7 ft and 11 - 12 ft bgs				2			
	SS-60			2	12 ft bgs	6 - 7 ft and 11 - 12 ft bgs				2			
	SS-61			2	12 ft bgs	6 - 7 ft and 11 - 12 ft bgs				2			
	SS-62			2	12 ft bgs	6 - 7 ft and 11 - 12 ft bgs				2			
	SS-63			2	12 ft bgs	6 - 7 ft and 11 - 12 ft bgs				2			
	SS-64			2	12 ft bgs	6 - 7 ft and 11 - 12 ft bgs				2			
	SS-65			2	12 ft bgs	6 - 7 ft and 11 - 12 ft bgs				2			
	SS-66			2	12 ft bgs	6 - 7 ft and 11 - 12 ft bgs				2			
	SS-67			4	22 ft bgs	6 - 7 ft, 11 - 12 ft, 15 - 16 ft, 21 - 22 ft bgs	4			2			PCB sample from 6 - 7 ft and 11 - 12 ft bgs only
	SS-68			4	24 ft bgs	6 - 7 ft, 11 - 12 ft, 17 - 18 ft, 23 - 24 ft bgs	4			2			PCB sample from 6 - 7 ft and 11 - 12 ft bgs only
	SS-69			3	12 ft bgs	1 - 2 ft, 6 - 7 ft, and 11 - 12 ft bgs					3		Hold 11 - 12 ft sample for analysis of Dioxins/Furans pending analytical results from 6 - 7 ft sample depth interval [1].
	SS-70			3	12 ft bgs	1 - 2 ft, 6 - 7 ft, and 11 - 12 ft bgs					3		Hold 11 - 12 ft sample for analysis of Dioxins/Furans pending analytical results from 6 - 7 ft sample depth interval [1].
	SS-71			3	12 ft bgs	1 - 2 ft, 6 - 7 ft, and 11 - 12 ft bgs					3		Hold 11 - 12 ft sample for analysis of Dioxins/Furans pending analytical results from 6 - 7 ft sample depth interval [1].
	SS-72			3	12 ft bgs	1 - 2 ft, 6 - 7 ft, and 11 - 12 ft bgs					3		Hold 11 - 12 ft sample for analysis of Dioxins/Furans pending analytical results from 6 - 7 ft sample depth interval [1].
	SS-73			3	12 ft bgs	1 - 2 ft, 6 - 7 ft, and 11 - 12 ft bgs					3		Hold 11 - 12 ft sample for analysis of Dioxins/Furans pending analytical results from 6 - 7 ft sample depth interval [1].
	SS-74			3	12 ft bgs	1 - 2 ft, 6 - 7 ft, and 11 - 12 ft bgs					3		Hold 11 - 12 ft sample for analysis of Dioxins/Furans pending analytical results from 6 - 7 ft sample depth interval [1].
QC SAMPLES - QC Trip Blank				1 per field cooler with VOC samples			1						

Table 5. Proposed Soil and Groundwater Sampling and Analysis Summary
Site Investigation Work Plan (Rev 1)
Former Prochnow Landfill Site
Town of Cedarburg, WI

Investigation Area	Proposed Soil Boring ID	X Coordinate (Easting)	Y Coordinate (Northing)	Number of Samples Per Location	Planned Soil Boring Depth	Planned Soil Sampling Depth	Laboratory Analysis and No. of Samples						Notes
							VOC (8260 [Soil] or 524.2 [GW])	SVOC (8270 [Soil] or 1,4-Dioxane 8270 SIM [GW])	RCRA Metals [a] (6010D)	PCB [b] (8082A)	Dioxin/ Furans (8290)	MNA [c] Parameters	
GROUNDWATER													
Authorized Fill Area	SR-TW-1									1			
	SR-TW-2								1	1			
	SR-TW-3									1			
	SR-TW-7						1			1			
	MW-1S							1	1	1			
	MW-1D							1	1	1		2	MNA parameters sampled during the 4th and 7th quarterly sampling rounds
	MW-1B							1	1			2	MNA parameters sampled during the 4th and 7th quarterly sampling rounds
Off-Site	MW-2S							1	1				
	MW-2D							1	1				
	MW-2B							1	1			2	MNA parameters sampled during the 4th and 7th quarterly sampling rounds
Authorized Fill Area	MW-3S								1				
	MW-3D								1				
	MW-4S							1	1	1			
	MW-4D							1	1	1		2	MNA parameters sampled during the 4th and 7th quarterly sampling rounds
	MW-4B							1	1			2	MNA parameters sampled during the 4th and 7th quarterly sampling rounds
Off-Site	MW-5S								1				
	MW-5D								1				
	MW-5B								1				
	MW-6B											2	MNA parameters sampled during the 4th and 7th quarterly sampling rounds
Unauthorized Fill Area	MW-7S								1				
	MW-7D								1				
	MW-7B	2530105.67	487190.38				2						Sampled during the 7th and 8th quarterly sampling rounds
Off-site	MW-8BD											2	MNA parameters sampled during the 4th and 7th quarterly sampling rounds
	MW-9B1											2	MNA parameters sampled during the 4th and 7th quarterly sampling rounds
	MW-11B											2	MNA parameters sampled during the 4th and 7th quarterly sampling rounds
Authorized Fill Area	MW-14S								1				
	MW-14D								1				
	MW-15S						1			1		2	MNA parameters sampled during the 4th and 7th quarterly sampling rounds
	MW-16S						1			1			
	MW-17S						1			1			
	MW-18S	2530268.54	486584.74				2						Sampled during the 7th and 8th quarterly sampling rounds
	MW-19S	2530394.44	486499.27				2						Sampled during the 7th and 8th quarterly sampling rounds
	MW-19D	2530394.67	486505.25				2						Sampled during the 7th and 8th quarterly sampling rounds
	MW-20S	2530399.04	486366.02				2						Sampled during the 7th and 8th quarterly sampling rounds
	MW-21D	2530866.12	486101.35				2						Sampled during the 7th and 8th quarterly sampling rounds
Off-Site	MW-22D	2530963.01	485736.04				2						Sampled during the 7th and 8th quarterly sampling rounds
QC Samples													
Duplicates				1 per 10 per media			1	1	2	2			
Trip Blank				1 per field cooler with VOC samples			1						
Equipment Blank				1 per day			1			1			

Superscripts/Notes:

[a] - RCRA Metals include: Arsenic, Cadmium, Chromium (Total), and Lead. Groundwater samples collected for RCRA metals analysis to be field filtered.

[b] - PCB groundwater samples will be analyzed by a Wisconsin-certified laboratory using USEPA Methods 8082A (Low level). Laboratory analysis of PCBs for soil and groundwater will include 7 Aroclor mixtures (1016 to 1260) and Total PCBs.

[c] = MNA parameters/ test methods will include sulfate (Method 300), ethene/ethane/methane (Method 8015), total and dissolved iron (Method 6010D/200.7), total and dissolved manganese Mn2+/Mn4+ (Method SW846 6010D), nitrate+nitrite (Method 353.2), and ammonia-nitrogen (Method 350.1).

[1] - The 11 - 12 ft soil sample will be analyzed only if soil concentrations are detected above NR 720 Non Industrial Direct Contact RCLs from the 6 to 7 ft bgs sample interval .

[2] - The 6 - 7 ft soil sample will be analyzed only if soil concentrations are detected above NR 720 Non Industrial Direct Contact RCLs and/or BTV from the 1 to 2 ft bgs sample interval .

[3] - The 6 - 7 ft soil sample will be analyzed only if soil concentrations are detected above NR 720 Non Industrial Direct Contact RCLs and/or BTV from the 2 to 4 ft bgs sample interval .

[4] - The 2 - 4 ft soil sample will be analyzed only if soil concentrations are detected above NR 720 Non Industrial Direct Contact RCLs and/or BTV from the 0 to 1 ft bgs sample interval .

Red and blue text indicates additional sampling location(s) and/or a change in the number of samples collected for laboratory analysis from the September 26, 2024 Site Investigation Work Plan.

FIGURES

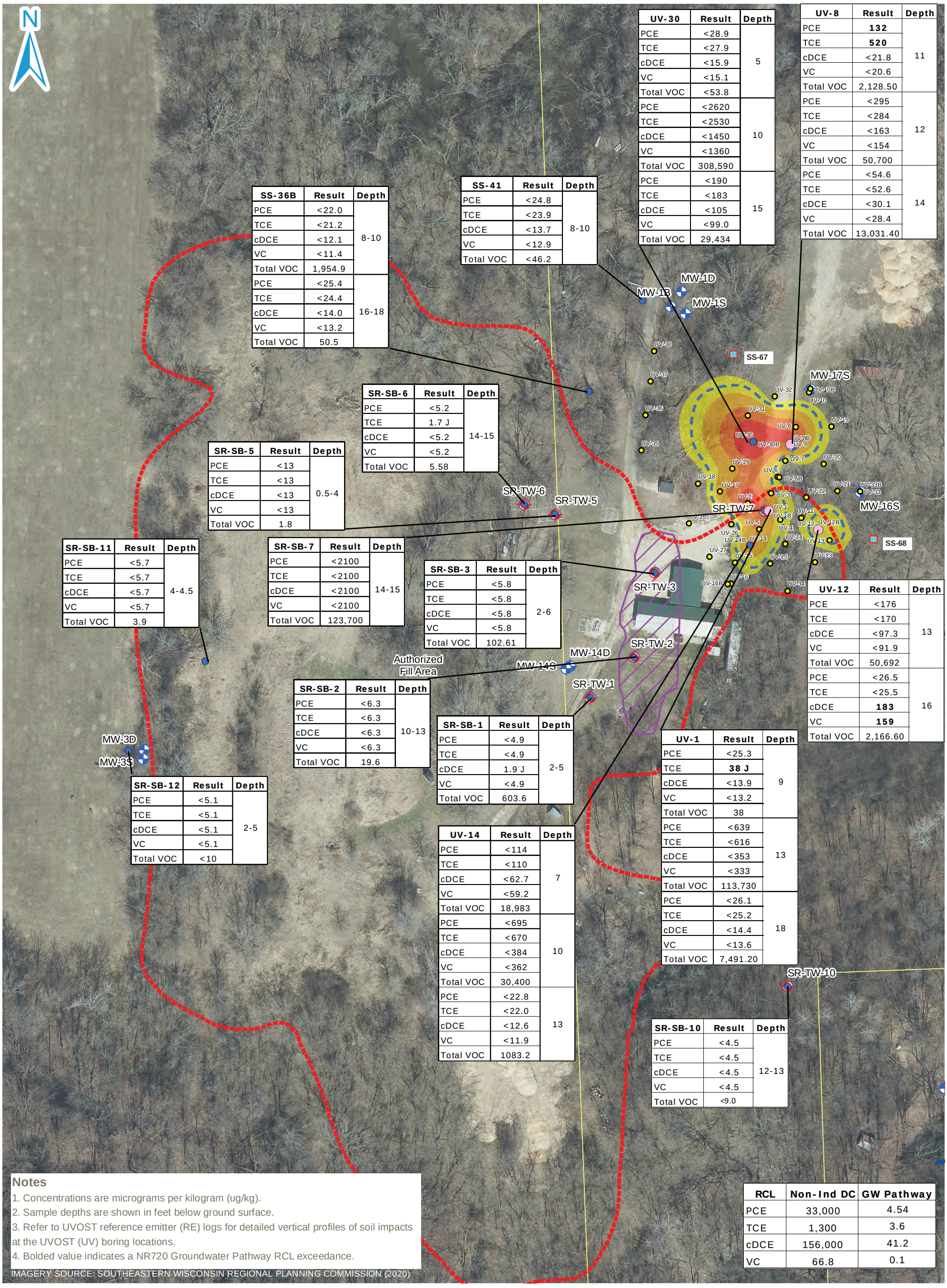

UV-30	Result	Depth
PCE	<28.9	5
TCE	<27.9	
cDCE	<15.9	
VC	<15.1	
Total VOC	<53.8	
PCE	<2620	10
TCE	<2530	
cDCE	<1450	
VC	<1360	
Total VOC	308,590	
PCE	<190	15
TCE	<183	
cDCE	<105	
VC	<99.0	
Total VOC	29,434	

UV-8	Result	Depth
PCE	**132**	11
TCE	**520**	
cDCE	<21.8	
VC	<20.6	
Total VOC	2,128.50	
PCE	<295	12
TCE	<284	
cDCE	<163	
VC	<154	
Total VOC	50,700	
PCE	<54.6	14
TCE	<52.6	
cDCE	<30.1	
VC	<28.4	
Total VOC	13,031.40	

SS-36B	Result	Depth
PCE	<22.0	8-10
TCE	<21.2	
cDCE	<12.1	
VC	<11.4	
Total VOC	1,954.9	
PCE	<25.4	16-18
TCE	<24.4	
cDCE	<14.0	
VC	<13.2	
Total VOC	50.5	

SS-41	Result	Depth
PCE	<24.8	8-10
TCE	<23.9	
cDCE	<13.7	
VC	<12.9	
Total VOC	<46.2	

SR-SB-6	Result	Depth
PCE	<5.2	14-15
TCE	1.7 J	
cDCE	<5.2	
VC	<5.2	
Total VOC	5.58	

SR-SB-5	Result	Depth
PCE	<13	0.5-4
TCE	<13	
cDCE	<13	
VC	<13	
Total VOC	1.8	

SR-SB-11	Result	Depth
PCE	<5.7	4-4.5
TCE	<5.7	
cDCE	<5.7	
VC	<5.7	
Total VOC	3.9	

SR-SB-7	Result	Depth
PCE	<2100	14-15
TCE	<2100	
cDCE	<2100	
VC	<2100	
Total VOC	123,700	

SR-SB-3	Result	Depth
PCE	<5.8	2-6
TCE	<5.8	
cDCE	<5.8	
VC	<5.8	
Total VOC	102.61	

UV-12	Result	Depth
PCE	<176	13
TCE	<170	
cDCE	<97.3	
VC	<91.9	
Total VOC	50,692	
PCE	<26.5	16
TCE	<25.5	
cDCE	**183**	
VC	**159**	
Total VOC	2,166.60	

SR-SB-2	Result	Depth
PCE	<6.3	10-13
TCE	<6.3	
cDCE	<6.3	
VC	<6.3	
Total VOC	19.6	

SR-SB-1	Result	Depth
PCE	<4.9	2-5
TCE	<4.9	
cDCE	1.9 J	
VC	<4.9	
Total VOC	603.6	

UV-1	Result	Depth
PCE	<25.3	9
TCE	**38 J**	
cDCE	<13.9	
VC	<13.2	
Total VOC	38	
PCE	<639	13
TCE	<616	
cDCE	<353	
VC	<333	
Total VOC	113,730	
PCE	<26.1	18
TCE	<25.2	
cDCE	<14.4	
VC	<13.6	
Total VOC	7,491.20	

SR-SB-12	Result	Depth
PCE	<5.1	2-5
TCE	<5.1	
cDCE	<5.1	
VC	<5.1	
Total VOC	<10	

UV-14	Result	Depth
PCE	<114	7
TCE	<110	
cDCE	<62.7	
VC	<59.2	
Total VOC	18,983	
PCE	<695	10
TCE	<670	
cDCE	<384	
VC	<362	
Total VOC	30,400	
PCE	<22.8	13
TCE	<22.0	
cDCE	<12.6	
VC	<11.9	
Total VOC	1083.2	

SR-SB-10	Result	Depth
PCE	<4.5	12-13
TCE	<4.5	
cDCE	<4.5	
VC	<4.5	
Total VOC	<9.0	

RCL	Non-Ind DC	GW Pathway
PCE	33,000	4.54
TCE	1,300	3.6
cDCE	156,000	41.2
VC	66.8	0.1

Notes

1. Concentrations are micrograms per kilogram (ug/kg).
2. Sample depths are shown in feet below ground surface.
3. Refer to UVOST reference emitter (RE) logs for detailed vertical profiles of soil impacts at the UVOST (UV) boring locations.
4. Bolded value indicates a NR720 Groundwater Pathway RCL exceedance.

IMAGERY SOURCE: SOUTHEASTERN WISCONSIN REGIONAL PLANNING COMMISSION (2020)

- GROUNDWATER PATHWAY OR NON-INDUSTRIAL DIRECT CONTACT RCL EXCEEDANCE
- SOIL SAMPLE LOCATION
- MONITORING WELL
- DNR TEMP WELL
- UVOST BORING
- CREEK
- PARCEL LINE

0 37.5 75 Feet

- HISTORIC BURN AREA
- LANDFILL WASTE BOUNDARY
- Estimated Extent of Groundwater Pathway RCL Exceedances

UVOST DATA %RE

- 50-100
- 100-150
- 150-200
- >200

Soil Sampling Location Added per WDNR Ltr dated September 9, 2025

CVOC CONCENTRATIONS IN SOIL

Former Prochnow Landfill Site
Town of Cedarburg, WI

FIGURE 2

RAMBOLL AMERICAS ENGINEERING SOLUTIONS INC.

RAMBOLL

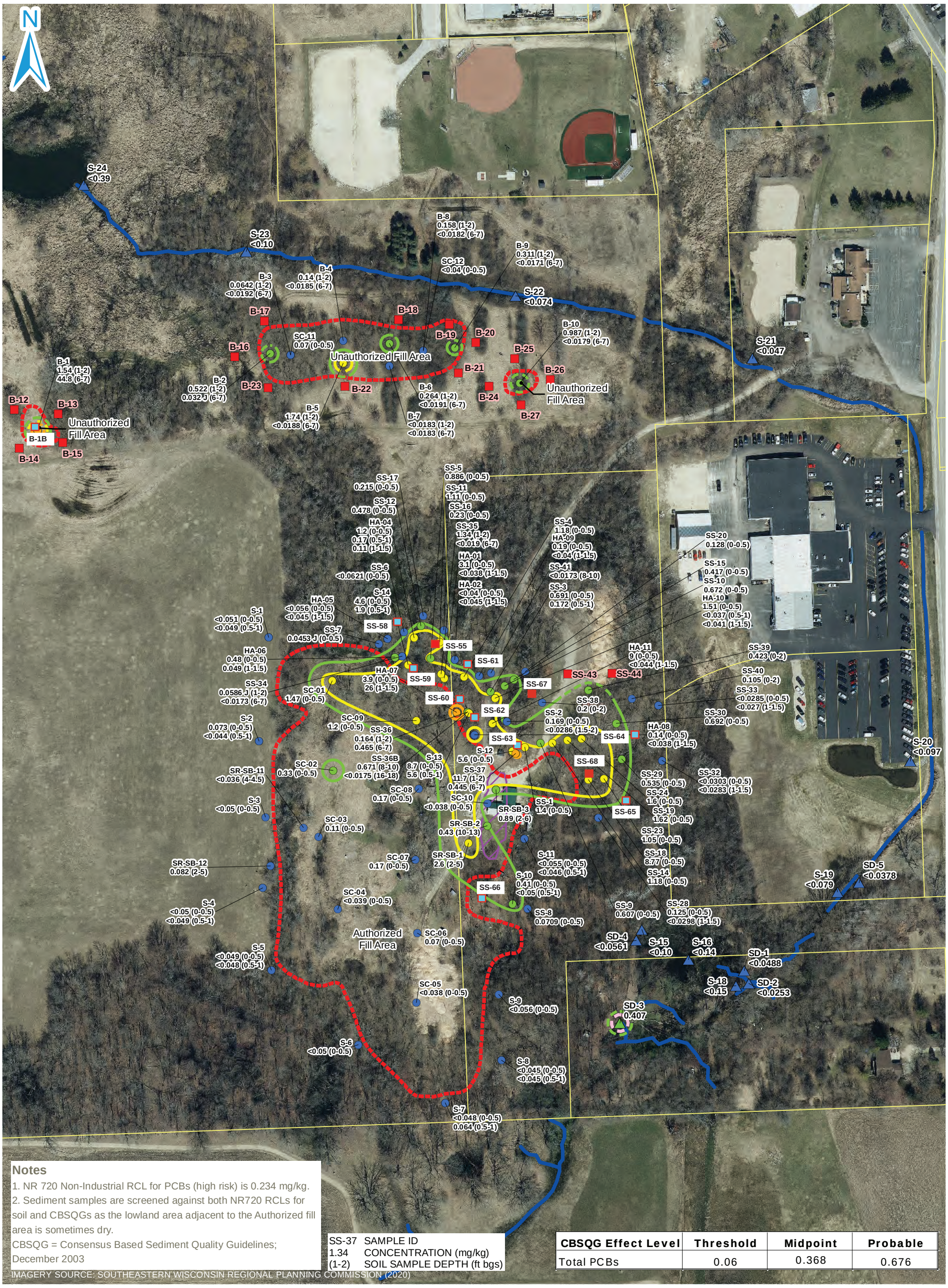

Notes

1. NR 720 Non-Industrial RCL for PCBs (high risk) is 0.234 mg/kg.
2. Sediment samples are screened against both NR720 RCLs for soil and CBSQGs as the lowland area adjacent to the Authorized fill area is sometimes dry.

CBSQG = Consensus Based Sediment Quality Guidelines; December 2003

IMAGERY SOURCE: SOUTHEASTERN WISCONSIN REGIONAL PLANNING COMMISSION (2020)

SS-37 SAMPLE ID
1.34 CONCENTRATION (mg/kg)
(1-2) SOIL SAMPLE DEPTH (ft bgs)

CBSQG Effect Level	Threshold	Midpoint	Probable
Total PCBs	0.06	0.368	0.676

PROPOSED SOIL SAMPLE LOCATION
CREEK
PARCEL LINE
HISTORIC BURN AREA
LANDFILL WASTE BOUNDARY

SEDIMENT TOTAL PCB RESULT

NON-DETECT - <0.234 mg/kg
>0.234 - 1 mg/kg
Sediment 0.368 mg/kg isoconcentration line (dashed where inferred)

0 87.5 175 Feet

TOTAL PCB RESULT - MAXIMUM VALUE SHOWN AT SAMPLING LOCATION

NON-DETECT - <0.234 mg/kg
>0.234 - 1 mg/kg
1.01 - 9.99 mg/kg
10 - 49.9 mg/kg
Soil 0.234 mg/kg isoconcentration line (dashed where inferred)
Soil 1 mg/kg isoconcentration line (dashed where inferred)
Soil 10 mg/kg isoconcentration line (dashed where inferred)

Soil Sampling Location Added per WDNR Ltr dated September 9, 2025

TOTAL PCBs IN SOIL AND SEDIMENT

Former Prochnow Landfill Site
Town of Cedarburg, WI

FIGURE 3

RAMBOLL AMERICAS ENGINEERING SOLUTIONS INC.

RAMBOLL

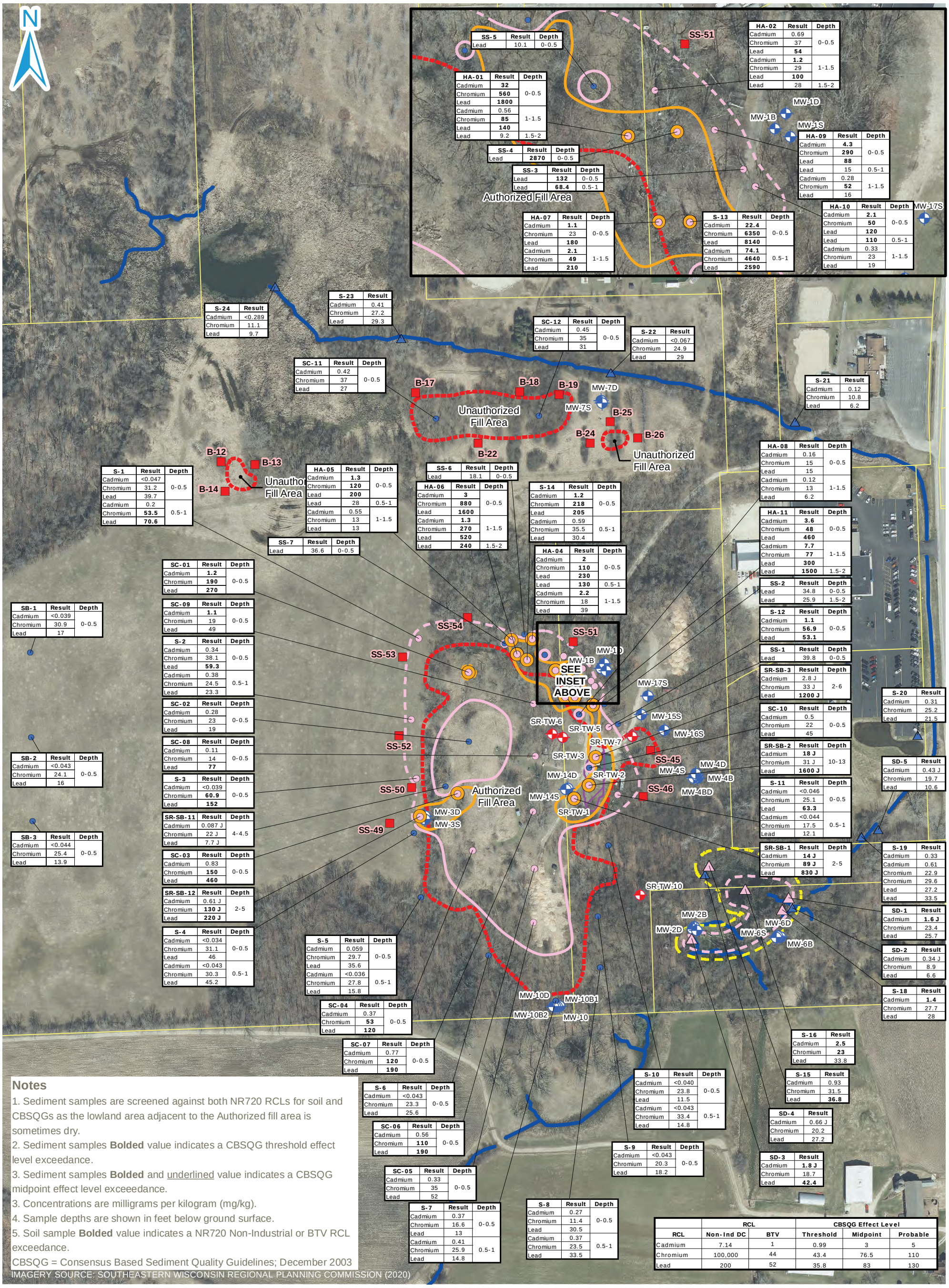

SS-5	Result	Depth
Lead	10.1	0-0.5

HA-02	Result	Depth
Cadmium	0.69	0-0.5
Chromium	37	
Lead	**54**	
Cadmium	**1.2**	1-1.5
Chromium	29	
Lead	**100**	
Lead	28	1.5-2

HA-01	Result	Depth
Cadmium	**32**	0-0.5
Chromium	**560**	
Lead	**1800**	
Cadmium	0.56	1-1.5
Chromium	**85**	
Lead	**140**	
Lead	9.2	1.5-2

SS-4	Result	Depth
Lead	**2870**	0-0.5

SS-3	Result	Depth
Lead	**132**	0-0.5
Lead	**68.4**	0.5-1

HA-09	Result	Depth
Cadmium	**4.3**	0-0.5
Chromium	**290**	
Lead	**88**	
Lead	15	0.5-1
Cadmium	0.28	1-1.5
Chromium	**52**	
Lead	16	

HA-07	Result	Depth
Cadmium	**1.1**	0-0.5
Chromium	23	
Lead	**180**	
Cadmium	**2.1**	1-1.5
Chromium	**49**	
Lead	**210**	

S-13	Result	Depth
Cadmium	**22.4**	0-0.5
Chromium	**6350**	
Lead	**8140**	
Cadmium	**74.1**	0.5-1
Chromium	**4640**	
Lead	**2590**	

HA-10	Result	Depth
Cadmium	**2.1**	0-0.5
Chromium	**50**	
Lead	**120**	
Lead	**110**	0.5-1
Cadmium	0.33	1-1.5
Chromium	23	
Lead	19	

S-24	Result
Cadmium	<0.289
Chromium	11.1
Lead	9.7

S-23	Result
Cadmium	0.41
Chromium	27.2
Lead	29.3

SC-12	Result	Depth
Cadmium	0.45	0-0.5
Chromium	35	
Lead	31	

S-22	Result
Cadmium	<0.067
Chromium	24.9
Lead	29

SC-11	Result	Depth
Cadmium	0.42	0-0.5
Chromium	37	
Lead	27	

S-21	Result
Cadmium	0.12
Chromium	10.8
Lead	6.2

S-1	Result	Depth
Cadmium	<0.047	0-0.5
Chromium	31.2	
Lead	39.7	
Cadmium	0.2	0.5-1
Chromium	**53.5**	
Lead	**70.6**	

HA-05	Result	Depth
Cadmium	**1.3**	0-0.5
Chromium	**120**	
Lead	**200**	
Lead	28	0.5-1
Cadmium	0.55	1-1.5
Chromium	13	
Lead	13	

SS-6	Result	Depth
Lead	18.1	0-0.5

HA-06	Result	Depth
Cadmium	**3**	0-0.5
Chromium	**880**	
Lead	**1600**	
Cadmium	**1.3**	1-1.5
Chromium	**270**	
Lead	**520**	
Lead	**240**	1.5-2

S-14	Result	Depth
Cadmium	**1.2**	0-0.5
Chromium	**218**	
Lead	**205**	
Cadmium	0.59	0.5-1
Chromium	35.5	
Lead	30.4	

HA-08	Result	Depth
Cadmium	0.16	0-0.5
Chromium	15	
Lead	15	
Cadmium	0.12	1-1.5
Chromium	13	
Lead	6.2	

SS-7	Result	Depth
Lead	36.6	0-0.5

HA-04	Result	Depth
Cadmium	**2**	0-0.5
Chromium	**110**	
Lead	**230**	
Lead	**130**	0.5-1
Cadmium	**2.2**	1-1.5
Chromium	18	
Lead	39	

HA-11	Result	Depth
Cadmium	**3.6**	0-0.5
Chromium	**48**	
Lead	**460**	
Cadmium	**7.7**	1-1.5
Chromium	**77**	
Lead	**300**	
Lead	**1500**	1.5-2

SS-2	Result	Depth
Lead	34.8	0-0.5
Lead	25.9	1.5-2

SC-01	Result	Depth
Cadmium	**1.2**	0-0.5
Chromium	**190**	
Lead	**270**	

SB-1	Result	Depth
Cadmium	<0.039	0-0.5
Chromium	30.9	
Lead	17	

SC-09	Result	Depth
Cadmium	**1.1**	0-0.5
Chromium	19	
Lead	49	

S-12	Result	Depth
Cadmium	**1.1**	0-0.5
Chromium	**56.9**	
Lead	**53.1**	

S-2	Result	Depth
Cadmium	0.34	0-0.5
Chromium	38.1	
Lead	**59.3**	
Cadmium	0.38	0.5-1
Chromium	24.5	
Lead	23.3	

SS-1	Result	Depth
Lead	39.8	0-0.5

SR-SB-3	Result	Depth
Cadmium	2.8 J	2-6
Chromium	33 J	
Lead	**1200 J**	

S-20	Result
Cadmium	0.31
Chromium	25.2
Lead	21.5

SC-02	Result	Depth
Cadmium	0.28	0-0.5
Chromium	23	
Lead	19	

SC-10	Result	Depth
Cadmium	0.5	0-0.5
Chromium	22	
Lead	45	

SC-08	Result	Depth
Cadmium	0.11	0-0.5
Chromium	14	
Lead	**77**	

SR-SB-2	Result	Depth
Cadmium	**18 J**	10-13
Chromium	31 J	
Lead	**1600 J**	

SD-5	Result
Cadmium	0.43 J
Chromium	19.7
Lead	10.6

SB-2	Result	Depth
Cadmium	<0.043	0-0.5
Chromium	24.1	
Lead	16	

S-3	Result	Depth
Cadmium	<0.039	0-0.5
Chromium	**60.9**	
Lead	**152**	

S-11	Result	Depth
Cadmium	<0.046	0-0.5
Chromium	25.1	
Lead	**63.3**	
Cadmium	<0.044	0.5-1
Chromium	17.5	
Lead	12.1	

SR-SB-11	Result	Depth
Cadmium	0.087 J	4-4.5
Chromium	22 J	
Lead	7.7 J	

SB-3	Result	Depth
Cadmium	<0.044	0-0.5
Chromium	25.4	
Lead	13.9	

SR-SB-1	Result	Depth
Cadmium	**14 J**	2-5
Chromium	**89 J**	
Lead	**830 J**	

S-19	Result
Cadmium	0.33
Cadmium	0.61
Chromium	22.9
Chromium	29.6
Lead	27.2
Lead	33.5

SC-03	Result	Depth
Cadmium	0.83	0-0.5
Chromium	**150**	
Lead	**460**	

SR-SB-12	Result	Depth
Cadmium	0.61 J	2-5
Chromium	**130 J**	
Lead	**220 J**	

SD-1	Result
Cadmium	**1.6 J**
Chromium	23.4
Lead	25.7

S-4	Result	Depth
Cadmium	<0.034	0-0.5
Chromium	31.1	
Lead	46	
Cadmium	<0.043	0.5-1
Chromium	30.3	
Lead	45.2	

S-5	Result	Depth
Cadmium	0.059	0-0.5
Chromium	29.7	
Lead	35.6	
Cadmium	<0.036	0.5-1
Chromium	27.8	
Lead	15.8	

SD-2	Result
Cadmium	0.34 J
Chromium	8.9
Lead	6.6

S-18	Result
Cadmium	**1.4**
Chromium	27.7
Lead	28

SC-04	Result	Depth
Cadmium	0.37	0-0.5
Chromium	**53**	
Lead	**120**	

S-16	Result
Cadmium	**2.5**
Chromium	**23**
Lead	33.8

SC-07	Result	Depth
Cadmium	0.77	0-0.5
Chromium	**120**	
Lead	**190**	

S-10	Result	Depth
Cadmium	<0.040	0-0.5
Chromium	23.8	
Lead	11.5	
Cadmium	<0.043	0.5-1
Chromium	33.4	
Lead	14.8	

S-15	Result
Cadmium	0.93
Chromium	31.5
Lead	**36.8**

S-6	Result	Depth
Cadmium	<0.043	0-0.5
Chromium	23.3	
Lead	25.6	

SD-4	Result
Cadmium	0.66 J
Chromium	20.2
Lead	27.2

SC-06	Result	Depth
Cadmium	0.56	0-0.5
Chromium	**110**	
Lead	**190**	

S-9	Result	Depth
Cadmium	<0.043	0-0.5
Chromium	20.3	
Lead	18.2	

SD-3	Result
Cadmium	**1.8 J**
Chromium	18.7
Lead	**42.4**

SC-05	Result	Depth
Cadmium	0.33	0-0.5
Chromium	35	
Lead	52	

S-7	Result	Depth
Cadmium	0.37	0-0.5
Chromium	16.6	
Lead	13	
Cadmium	0.41	0.5-1
Chromium	25.9	
Lead	14.8	

S-8	Result	Depth
Cadmium	0.27	0-0.5
Chromium	11.4	
Lead	30.5	
Cadmium	0.37	0.5-1
Chromium	23.5	
Lead	33.5	

	RCL		CBSQG Effect Level		
RCL	Non-Ind DC	BTV	Threshold	Midpoint	Probable
Cadmium	7.14	1	0.99	3	5
Chromium	100,000	44	43.4	76.5	110
Lead	200	52	35.8	83	130

Notes

1. Sediment samples are screened against both NR720 RCLs for soil and CBSQGs as the lowland area adjacent to the Authorized fill area is sometimes dry.
2. Sediment samples **Bolded** value indicates a CBSQG threshold effect level exceedance.
3. Sediment samples **Bolded** and underlined value indicates a CBSQG midpoint effect level exceeedance.
3. Concentrations are milligrams per kilogram (mg/kg).
4. Sample depths are shown in feet below ground surface.
5. Soil sample **Bolded** value indicates a NR720 Non-Industrial or BTV RCL exceedance.

CBSQG = Consensus Based Sediment Quality Guidelines; December 2003

IMAGERY SOURCE: SOUTHEASTERN WISCONSIN REGIONAL PLANNING COMMISSION (2020)

- PROPOSED SOIL SAMPLE LOCATION
- MONITORING WELL
- DNR TEMP WELL
- CREEK
- PARCEL LINE
- HISTORIC BURN AREA
- LANDFILL WASTE BOUNDARY

0 112.5 225 Feet

- SOIL SAMPLE LOCATION
- SOIL BTV RCL EXCEEDANCE
- SOIL NON-INDUSTRIAL DIRECT CONTACT RCL EXCEEDANCE
- Extent of Soil BTV RCL Exceedances (dashed where inferred)
- Extent of Soil Non-Industrial Direct Contact RCL Exceedances (dashed where inferred)
- SEDIMENT SAMPLE LOCATION
- SEDIMENT BTV RCL OR CBSQG EXCEEDANCE
- Extent of Sediment CBSQG Exceedances (dashed where inferred)

INORGANIC (METALS) CONCENTRATIONS IN SOIL AND SEDIMENT

Former Prochnow Landfill Site
Town of Cedarburg, WI

FIGURE 4

RAMBOLL AMERICAS ENGINEERING SOLUTIONS INC.

RAMBOLL

NON-INDUSTRIAL DIRECT CONTACT RCL EXCEEDANCE
SOIL SAMPLE LOCATION
PROPOSED SOIL SAMPLE LOCATION
CREEK
PARCEL LINE
HISTORIC BURN AREA
LANDFILL WASTE BOUNDARY

0 62.5 125 Feet

4.82 ng/kg isoconcentration line
4.82 ng/kg isoconcentration line (inferred)

SS-37 SOIL SAMPLE ID
22 CONCENTRATION (ng/kg)
(1-2) SOIL SAMPLE DEPTH (ft bgs)

Soil Sampling Location Added per WDNR Ltr dated September 9, 2025

TOTAL TCDD TEQ CONCENTRATIONS IN SOIL

Former Prochnow Landfill Site
Town of Cedarburg, WI

FIGURE 5

RAMBOLL AMERICAS ENGINEERING SOLUTIONS INC.

RAMBOLL



PROPOSED SOIL SAMPLE LOCATION
CREEK
PARCEL LINE
HISTORIC BURN AREA
LANDFILL WASTE BOUNDARY

0 50 100 Feet

PROPOSED B-11 BORING LOCATION

Former Prochnow Landfill Site
Town of Cedarburg, WI

FIGURE 6a

RAMBOLL AMERICAS
ENGINEERING SOLUTIONS INC.

RAMBOLL

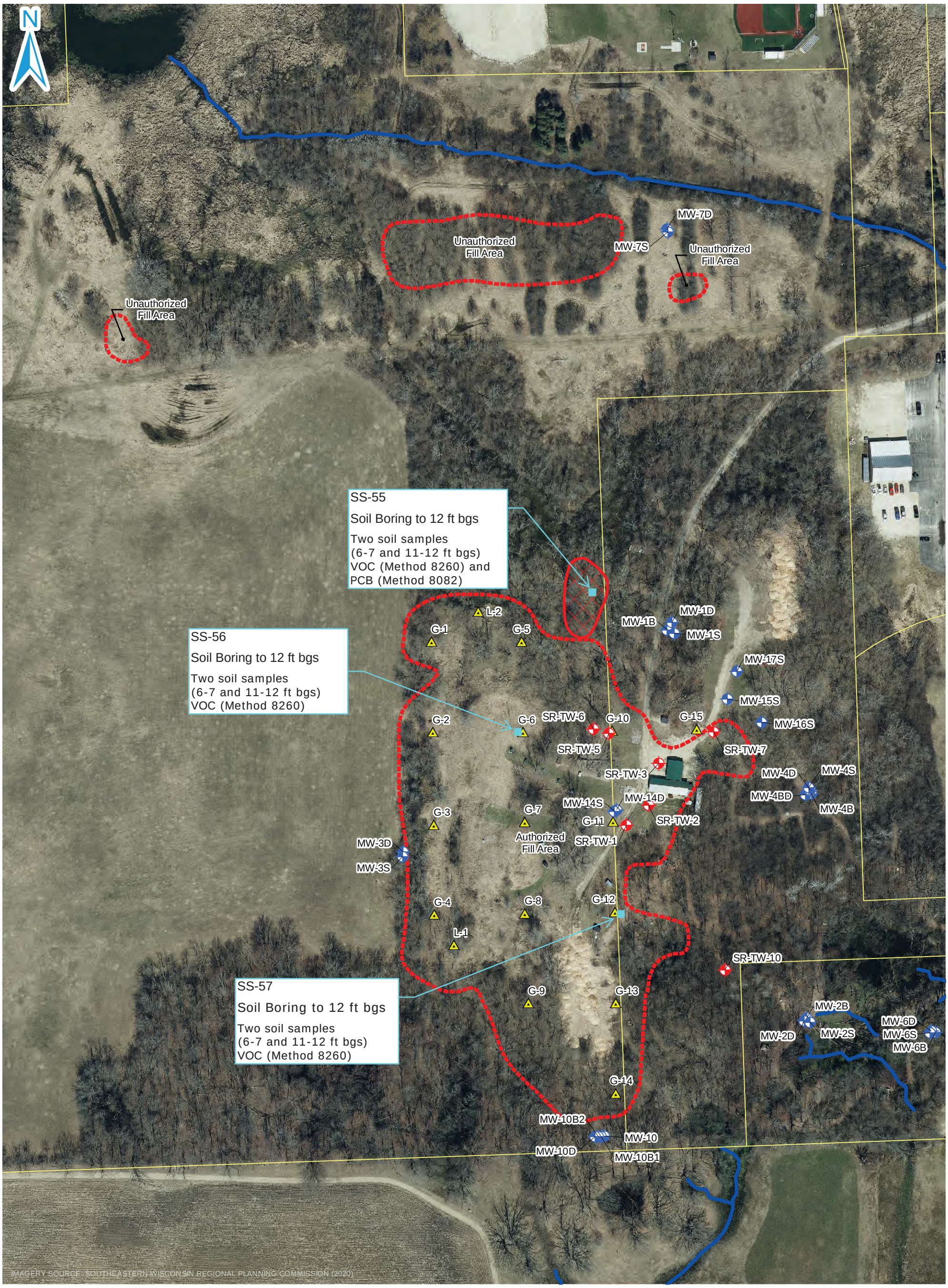

Landfill Gas and Leachate Sample Location
MONITORING WELL
DNR TEMP WELL
CREEK
PARCEL LINE
MOUNDED SOIL/WASTE AREA (KEY ENVIRONMENTAL SERVICES, INC., 1996)
LANDFILL WASTE BOUNDARY

0 75 150 Feet

PROPOSED ADDITIONAL SOURCE AREA BORING LOCATIONS

Former Prochnow Landfill Site
Town of Cedarburg, WI

FIGURE 6B

RAMBOLL AMERICAS ENGINEERING SOLUTIONS INC.

RAMBOLL

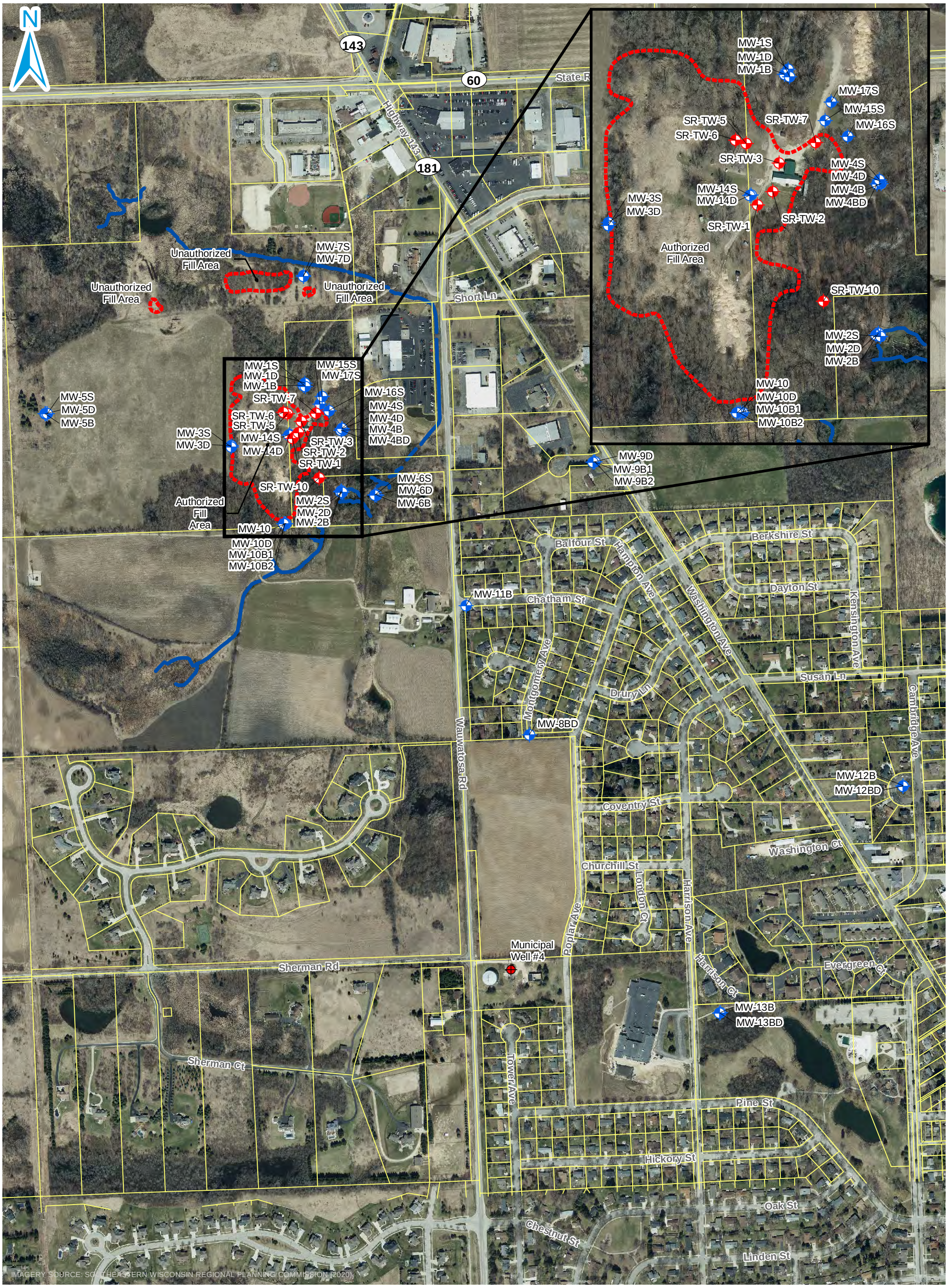

MONITORING WELL
DNR TEMP WELL
MUNICIPAL WELL
CREEK
PARCEL LINE
LANDFILL WASTE BOUNDARY

0 275 550 Feet

MONITORING WELL LOCATION MAP

Former Prochnow Landfill Site
Town of Cedarburg, WI

FIGURE 7

RAMBOLL AMERICAS ENGINEERING SOLUTIONS INC.

RAMBOLL

MONITORING WELL
DNR TEMP WELL
CREEK
PARCEL LINE
LANDFILL WASTE BOUNDARY
0.2 UG/L VINYL CHLORIDE ISOCONCENTRATION CONTOUR. DASHED WHERE INFERRED

0 125 250 Feet

GROUNDWATER VINYL CHLORIDE CONCENTRATIONS AT WATER TABLE SURFACE

Former Prochnow Landfill Site
Town of Cedarburg, WI

FIGURE 11

RAMBOLL AMERICAS ENGINEERING SOLUTIONS INC.

RAMBOLL

MONITORING WELL
CREEK
PARCEL LINE
LANDFILL WASTE BOUNDARY
0.2 UG/L VINYL CHLORIDE ISOCONCENTRATION CONTOUR. DASHED WHERE INFERRED

0 175 350 Feet

GROUNDWATER VINYL CHLORIDE CONCENTRATIONS IN DEEP OVERBURDEN

Former Prochnow Landfill Site
Town of Cedarburg, WI

FIGURE 12

RAMBOLL AMERICAS ENGINEERING SOLUTIONS INC.

RAMBOLL

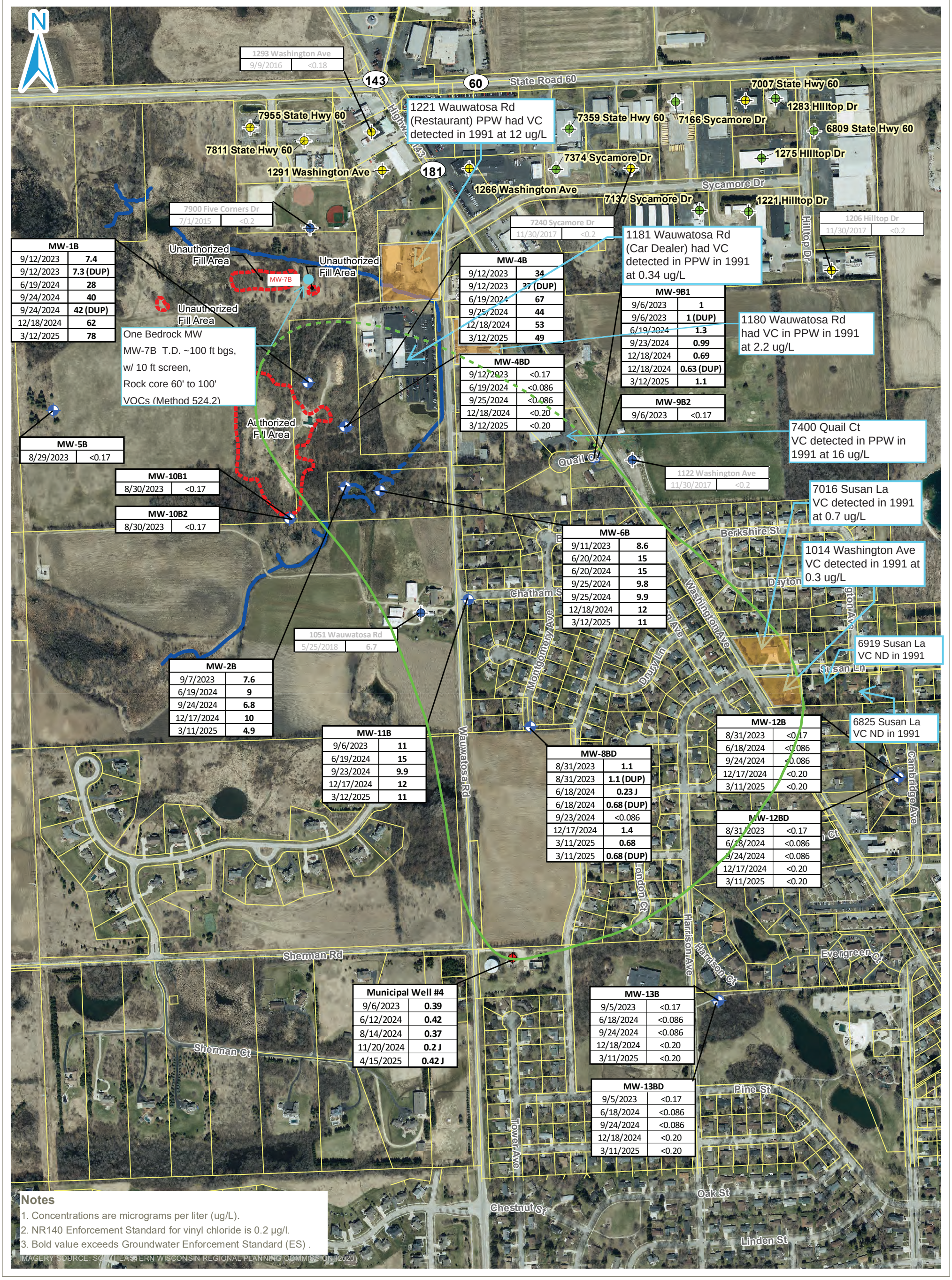

MONITORING WELL
POTABLE WELL
NON-POTABLE WELL
UNKNOWN STATUS WELL
MUNICIPAL WELL

CREEK
PARCEL LINE
LANDFILL WASTE BOUNDARY

0.2 UG/L VINYL CHLORIDE ISOCONCENTRATION CONTOUR. DASHED WHERE INFERRED

0 275 550 Feet

GROUNDWATER VINYL CHLORIDE CONCENTRATIONS IN BEDROCK

Former Prochnow Landfill Site
Town of Cedarburg, WI

FIGURE 13

RAMBOLL AMERICAS ENGINEERING SOLUTIONS INC.

RAMBOLL

CITY OF CEDARBURG **CC20250908-1**
COMMON COUNCIL **UNAPPROVED**
September 8, 2025

A regular meeting of the Common Council of the City of Cedarburg, Wisconsin, was held on Monday, September 8, 2025 at City Hall, W63 N645 Washington Avenue, second floor, Council Chambers and online utilizing the Zoom app.

Mayor Thome called the meeting to order at 7:00 p.m. A moment of silence was observed, and the Pledge of Allegiance was recited.

Roll Call: Present - Mayor Patricia Thome, Council Members Melissa Bitter, Jim Fitzpatrick, Kristin Burkart, Amanda Didier, Robert Simpson, Kristian Lindo and Mark Mueller

Also Present - City Administrator Mikko Hilvo, Deputy City Clerk Jessica Campolo, City Attorney Michael Herbrand, interested citizens and news media

STATEMENT OF PUBLIC NOTICE

At Mayor Thome's request, Deputy City Clerk Campolo verified that notice of this meeting was provided to the public by forwarding the agenda to the City's official newspaper, the *News Graphic,* to all news media and citizens who requested copies, and by posting in accordance with the Wisconsin Open Meetings Law.

COMMENTS AND SUGGESTIONS FROM CITIZENS – None.

PRESENTATIONS

PRESENTATION ON PUBLIC SAFETY BUILDING OPTIONS

City Administrator Hilvo introduced representatives from FGM Architects and Kraus-Anderson, who provided a presentation highlighting future opportunities for the city's public safety buildings. Topics included remodeling, building new, and addressing deferred maintenance at the current facilities.

This will be an ongoing discussion for the Common Council as options are evaluated.

NEW BUSINESS

DISCUSSION AND POSSIBLE ACTION ON THE TOUR OF AMERICA'S DAIRYLAND (TOAD) BIKE RACE TO BE HELD WITHIN THE DOWNTOWN BUSINESS DISTRICT IN 2026

Todd Bugnacki gave an overview of the 2025 Tour of America's Dairyland Bike Race that was held in Cedarburg on Tuesday, June 24, 2025. The proposed date for 2026 is Tuesday, June 23rd.

Common Council members agreed the race is a positive event for the community, and that event organizers have done a great job correcting issues from 2024's race. However, there are still problems that need to be addressed.

Public Comment

Dr. Jennifer Stevens N52 W6295 Mill Street
Dr. Stevens shared that the race route makes operating her business a challenge, and requested the Common Council require a new route. She also shared that she spoke to other businesses in the area who faced various challenges on the race day.

Dr. Sue Orvis, Family Vision Center W63 W543 Hanover Avenue
Dr. Orvis said that her patients struggled to get to her office on the race day. She asked the Common Council and race organizers to consider other options.

A motion was made by Council Member Burkart, seconded by Council Member Didier, to postpone the decision for the 2026 Tour of America's Dairyland to a future Common Council meeting. The motion carried without a negative vote.

CONSENT AGENDA

A motion was made by Council Member Mueller, seconded by Council Member Burkart, to approve the following consent agenda items:

A. Discussion and possible action on approval of August 25, 2025 Council Meeting minutes

B. Discussion and possible action on payment of bills dated 08/21/2025 through 09/02/2025, transfers from 08/31/2025 through 09/05/2025, and payroll from 08/17/2025 through 08/30/2025

The motion carried without a negative vote.

CITY ADMINISTRATOR'S REPORT

City Administrator Hilvo shared that the first meeting of the Ad Hoc Bicycle & Pedestrian Committee was held and was very productive. The next meeting will be held in the Town, and all are welcome to attend and provide input.

He also shared that the Diversity Committee is hosting a blood drive on Thursday, September 11th, as well as "Immigrant Voices" Community Conversation on Wednesday, September 24th.

COMMENTS AND SUGGESTIONS FROM COUNCIL MEMBERS

Council Member Burkart shared that the Legion is hosting a 9/11 Remembrance Ceremony on Thursday, September 11th.

Council Member Lindo expressed appreciation for City Administrator Hilvo and Tim Martin at Cedarburg Light & Water for guidance during the lead pipe replacement project in District 6.

MAYOR'S REPORT

Mayor Thome congratulated Finance Director/Treasurer Kelly Livingston, who will receive Cedarburg Chamber of Commerce's "Ladies Who Lead" award on October 7th.

ADJOURNMENT

A motion was made by Council Member Mueller, seconded by Council Member Burkart, to adjourn the meeting at 8:17 p.m. The motion carried without a negative vote.

Jessica Campolo
Deputy City Clerk

Check Date	Bank	Check #	Payee	Description	Account	Dept	Amount
Fund: 100 GENERAL FUND							
09/05/2025	PWBDD	51156	ASCENSION WI EMP SOLUTIONS	ATTORNEY/CONSULTANT	500212	522110	262.00
09/05/2025	PWBDD	51157	ASSOCIATED BAG CO.	OFFICE SUPPLIES	500310	522110	459.06
09/05/2025	PWBDD	51159*#	BEYER'S HARDWARE	OPERATING SUPPLIES	500350	533210	37.31
				MAINTENANCE PARTS	500353	533210	11.67
				MAINTENANCE PARTS	500353	533210	14.35
				MAINTENANCE PARTS	500353	533210	3.74
				MAINTENANCE PARTS	500353	533210	7.62
				MAINTENANCE PARTS	500353	533210	6.80
				CHECK PWBDD 51159 TOTAL FOR FUND 100:			81.49
09/05/2025	PWBDD	51160#	BLAIN'S FARM & FLEET	REPAIR AND MAINTENANCE	500240	518100	18.49
				REPAIR AND MAINTENANCE	500240	533311	42.99
				CHECK PWBDD 51160 TOTAL FOR FUND 100:			61.48
09/05/2025	PWBDD	51161	BOEHLKE BOTTLED GAS CORP.	FUEL INVENTORY	161500	000000	8,300.00
09/05/2025	PWBDD	51163#	BUDIAC PLUMBING INC	EMPLOYEE REIMBURSEMENTS	215915	000000	500.00
				REPAIR AND MAINTENANCE	500240	518100	1,731.00
				CHECK PWBDD 51163 TOTAL FOR FUND 100:			2,231.00
09/05/2025	PWBDD	51165	CATALIS TAX & CAMA, INC	PROFESSIONAL SERVICES	500210	515400	7,150.00
09/05/2025	PWBDD	51169	CINTAS CORPORATION	OPERATING SUPPLIES	500350	533210	226.90
09/05/2025	PWBDD	51170	CITY OF PORT WASHINGTON	OTHER EXPENSES - FIRESIDE JUNE POTLUCK	500390	555140	2,536.08
09/05/2025	PWBDD	51171	CNA SURETY	PROF PUBLICATIONS AND DUES	500320	522310	30.00
09/05/2025	PWBDD	51172	COMPLETE OFFICE OF WISCONSIN	OFFICE SUPPLIES	500310	515600	12.80
09/05/2025	PWBDD	51173	CONLEY MEDIA, LLC	LEGAL PUBLICATIONS	500325	514100	440.16
09/05/2025	PWBDD	51177	EGELHOFF LAWNMOWER SERVICE	MAINTENANCE PARTS	500353	533210	10.50
09/05/2025	PWBDD	51178	ELIZABETH ROLLAND	PROFESSIONAL SERVICES - AUGUST TAIJI	500210	555140	350.00
09/05/2025	PWBDD	51181	EXCEL DISPOSAL OF WISCONSIN LLC	RECYCLING EXPENSES	500344	533730	399.68

Check Date	Bank	Check #	Payee	Description	Account	Dept	Amount
Fund: 100 GENERAL FUND							
09/05/2025	PWBDD	51182#	FASTENAL COMPANY	MAINTENANCE PARTS	500353	533210	376.00
				MAINTENANCE PARTS	500353	533210	233.12
				REPAIR AND MAINTENANCE	500240	533311	224.88
				REPAIR AND MAINTENANCE	500240	533311	86.73
				CHECK PWBDD 51182 TOTAL FOR FUND 100:			920.73
09/05/2025	PWBDD	51184	FORWARD TS	EQUIPMENT OUTLAY	500385	514700	14.00
09/05/2025	PWBDD	51186#	GRAFTON ACE HARDWARE	REPAIR AND MAINTENANCE	500240	518100	53.94
				OPERATING SUPPLIES	500350	533210	35.98
				REPAIR AND MAINTENANCE	500240	555510	75.58
				CHECK PWBDD 51186 TOTAL FOR FUND 100:			165.50
09/05/2025	PWBDD	51187	GUARDIANS OF THE CHILDREN	PARK RENTAL FEES	467200	000000	170.00
09/05/2025	PWBDD	51191#	IBS OF SOUTHEASTERN WISCONSIN	REPAIR AND MAINTENANCE	500240	518100	819.80
				MAINTENANCE PARTS	500353	533210	329.90
				CHECK PWBDD 51191 TOTAL FOR FUND 100:			1,149.70
09/05/2025	PWBDD	51192	JACQUELINE E.W.JANZ	PROFESSIONAL SERVICES - AUG MINDFUL	500210	555140	40.00
09/05/2025	PWBDD	51195	LAKESIDE INTERNATIONAL LLC	MAINTENANCE PARTS	500353	533210	348.94
09/05/2025	PWBDD	51196#	LIESENER SOILS INC.	REPAIR AND MAINTENANCE	500240	533311	432.00
				MAINT/CONTRACTED SERVICES	500290	555510	216.00
				MAINT/CONTRACTED SERVICES	500290	555510	432.00
				CHECK PWBDD 51196 TOTAL FOR FUND 100:			1,080.00
09/05/2025	PWBDD	51201*#	NAPA AUTO PARTS	MAINTENANCE PARTS	500353	533210	53.99
				MAINTENANCE PARTS	500353	533210	42.00
				MAINTENANCE PARTS	500353	533210	15.72
				MAINTENANCE PARTS	500353	533210	6.85
				MAINTENANCE PARTS	500353	533210	377.17
				CHECK PWBDD 51201 TOTAL FOR FUND 100:			495.73

Check Date	Bank	Check #	Payee	Description	Account	Dept	Amount
Fund: 100 GENERAL FUND							
09/05/2025	PWBDD	51202	NEWMAN CHEVROLET	GAS AND OIL EXPENSE	500351	522120	94.45
09/05/2025	PWBDD	51204*#	OLSEN'S PIGGLY WIGGLY	SUPPLIES AND EXPENSES	500347	522110	38.00
				SUPPLIES AND EXPENSES	500347	522120	30.32
				CHECK PWBDD 51204 TOTAL FOR FUND 100:			68.32
09/05/2025	PWBDD	51205*#	ONTECH SYSTEMS, INC	PROFESSIONAL SERVICES	500210	514700	35.00
				EQUIPMENT/SOFTWARE	500380	514700	499.00
				CHECK PWBDD 51205 TOTAL FOR FUND 100:			534.00
09/05/2025	PWBDD	51207	RAY O'HERRON CO.,INC.	UNIFORMS	500346	522120	85.41
				UNIFORMS	500346	522120	130.30
				UNIFORMS	500346	522120	368.39
				CHECK PWBDD 51207 TOTAL FOR FUND 100:			584.10
09/05/2025	PWBDD	51208	REINDERS, INC.	MAINTENANCE PARTS	500353	533210	178.37
09/05/2025	PWBDD	51210	ROAD EQUIPMENT PARTS CENTER	MAINTENANCE PARTS	500353	533210	296.22
09/05/2025	PWBDD	51212	SARAH FINCH	AWARDS, SUPPLIES	500343	519200	25.00
09/05/2025	PWBDD	51213	SEILER INSTRUMENT & MFG	REPAIR AND MAINTENANCE	500240	555510	400.00
09/05/2025	PWBDD	51215	STUMP GRINDING 4 LESS, LLC	MAINT/CONTRACTED SERVICES	500290	555510	10,647.48
09/05/2025	PWBDD	51216	TAKAKO WILLDEN	PROFESSIONAL SERVICES	500210	555140	250.00
09/05/2025	PWBDD	51218*#	U.S. CELLULAR	TELEPHONE/COMMUNICATIONS	500225	533110	21.00
				TELEPHONE/COMMUNICATIONS	500225	533210	75.56
				TELEPHONE/COMMUNICATIONS	500225	555510	31.50
				CHECK PWBDD 51218 TOTAL FOR FUND 100:			128.06
09/05/2025	PWBDD	51219	UNIFIRST CORPORATION	OPERATING SUPPLIES	500350	533210	93.85
09/05/2025	PWBDD	51220	VILLAGE OF GRAFTON	OTHER EXPENSES - BREWERS TRIP	500390	555140	886.35
09/12/2025	PWBDD	51223	ALEX POLLEY	PARK RENTAL FEES	467200	000000	90.00

Check Date	Bank	Check #	Payee	Description	Account	Dept	Amount
Fund: 100 GENERAL FUND							
09/12/2025	PWBDD	51228*#	BEYER'S HARDWARE	MAINTENANCE PARTS	500353	533210	3.38
				MAINTENANCE PARTS	500353	533210	7.85
				CHECK PWBDD 51228 TOTAL FOR FUND 100:			11.23
09/12/2025	PWBDD	51229	BOEHLKE BOTTLED GAS CORP.	FUEL INVENTORY	161500	000000	722.93
09/12/2025	PWBDD	51230	BRUGGINKS, INC	REPAIR AND MAINTENANCE	500240	533311	4,777.81
09/12/2025	PWBDD	51231	CEDARBURG LIGHT & WATER	DUE TO L&W IMPACT FEES	256201	000000	14,475.56
09/12/2025	PWBDD	51232	CHARTER COMMUNICATIONS	TELEPHONE/COMMUNICATIONS	500225	522110	584.00
				TELEPHONE/COMMUNICATIONS	500225	522110	422.56
				CHECK PWBDD 51232 TOTAL FOR FUND 100:			1,006.56
09/12/2025	PWBDD	51234	COMMAND CENTRAL,LLC	EQUIPMENT OUTLAY	500380	514200	1,900.00
09/12/2025	PWBDD	51235*#	DIGITAL EDGE OF WISCONSIN LLC	PRINTING-NEWSLETTERS, ETC	500313	522110	104.00
09/12/2025	PWBDD	51239	EXCEL DISPOSAL OF WISCONSIN LLC	RECYCLING EXPENSES	500344	533730	280.06
09/12/2025	PWBDD	51240	FIRST ADVANTAGE OCC HEALTH SVC	PROFESSIONAL SERVICES	500210	533210	54.38
09/12/2025	PWBDD	51241	GFL ENVIRONMENTAL	REPAIR AND MAINTENANCE	500240	533311	337.91
09/12/2025	PWBDD	51242*#	HOME DEPOT CREDIT SERVICES	REPAIR AND MAINTENANCE	500240	518100	55.02
				OPERATING SUPPLIES	500350	533210	76.35
				REPAIR AND MAINTENANCE	500240	533311	476.66
				CHECK PWBDD 51242 TOTAL FOR FUND 100:			608.03
09/12/2025	PWBDD	51244	IBS OF SOUTHEASTERN WISCONSIN	REPAIR AND MAINTENANCE	500240	522120	54.95
09/12/2025	PWBDD	51245	JM BRENNAN, INC.	REPAIR AND MAINTENANCE	500240	518100	687.90
09/12/2025	PWBDD	51248*#	NAPA AUTO PARTS	MAINTENANCE PARTS	500353	533210	29.33
09/12/2025	PWBDD	51249	NEWMAN CHEVROLET	GAS AND OIL EXPENSE	500351	522120	89.95
				GAS AND OIL EXPENSE	500351	522120	108.10

Check Date	Bank	Check #	Payee	Description	Account	Dept	Amount
Fund: 100 GENERAL FUND							
				CHECK PWBDD 51249 TOTAL FOR FUND 100:			198.05
09/12/2025	PWBDD	51251*#	OLSEN'S PIGGLY WIGGLY	TRAVEL & TRAINING	500330	533210	176.51
09/12/2025	PWBDD	51252#	ONTECH SYSTEMS, INC	PROFESSIONAL SERVICES	500210	514700	3,278.00
				EQUIPMENT/SOFTWARE	500380	514700	693.00
				EQUIPMENT/SOFTWARE	500380	514700	1,693.50
				REPAIR AND MAINTENANCE	500240	522110	996.00
				CHECK PWBDD 51252 TOTAL FOR FUND 100:			6,660.50
09/12/2025	PWBDD	51254	PITNEY BOWES INC	POSTAGE	500315	514100	350.82
09/12/2025	PWBDD	51256	QUALITY STATE OIL CO.,INC.	GAS AND OIL EXPENSE	500351	533210	229.00
09/12/2025	PWBDD	51258	ROTE OIL LTD	GAS AND OIL EXPENSE	500351	533210	67.93
09/12/2025	PWBDD	51261	SHERWIN WILLIAMS CO.	REPAIR AND MAINTENANCE	500240	533311	123.78
09/12/2025	PWBDD	51262	SPECTRUM	TELEPHONE/COMMUNICATIONS	500225	522110	49.32
09/12/2025	PWBDD	51263	STATE INDUSTRIAL PRODUCTS	OPERATING SUPPLIES	500350	533210	146.53
09/12/2025	PWBDD	51264	TK ELEVATOR CORPORATION	REPAIR AND MAINTENANCE	500240	518100	282.52
09/12/2025	PWBDD	51267#	UNIFIRST CORPORATION	REPAIR AND MAINTENANCE	500240	518100	241.30
				MAINTENANCE SUPPLIES	500340	522100	118.53
				OPERATING SUPPLIES	500350	533210	93.85
				OPERATING SUPPLIES	500350	533210	93.85
				CHECK PWBDD 51267 TOTAL FOR FUND 100:			547.53
09/12/2025	PWBDD	51269	VMC LLC	PROFESSIONAL SERVICES	500210	533110	512.50
09/12/2025	PWBDD	51270	WISCONSIN DEPT OF JUSTICE	TELEPHONE/COMMUNICATIONS	500225	522110	119.00
09/12/2025	PWBDD	51272	ZUERN BUILDING PRODUCTS	REPAIR AND MAINTENANCE	500240	555510	62.96
09/19/2025	PWBDD	51277*#	AT&T MOBILITY	TELEPHONE/COMMUNICATIONS	500225	522310	71.17
				TELEPHONE/COMMUNICATIONS	500225	533110	103.17
				TELEPHONE/COMMUNICATIONS	500225	533210	131.06

Check Date	Bank	Check #	Payee	Description	Account	Dept	Amount
Fund: 100 GENERAL FUND							
				TELEPHONE/COMMUNICATIONS	500225	555510	126.08
				CHECK PWBDD 51277 TOTAL FOR FUND 100:			431.48
09/19/2025	PWBDD	51280	BEYER'S HARDWARE	MAINTENANCE PARTS	500353	533210	69.73
				MAINTENANCE PARTS	500353	533210	68.29
				CHECK PWBDD 51280 TOTAL FOR FUND 100:			138.02
09/19/2025	PWBDD	51282	CARLIN HORTICULTURAL SUPPLIES	SUPPLIES AND EXPENSES	500347	555220	71.51
09/19/2025	PWBDD	51283	CATALIS TAX & CAMA, INC	PROFESSIONAL SERVICES	500210	515400	7,150.00
09/19/2025	PWBDD	51286	CHANDLER STEFFEN	AWARDS, SUPPLIES	500343	519200	25.00
09/19/2025	PWBDD	51287*#	CHARTER COMMUNICATIONS	TELEPHONE/COMMUNICATIONS	500225	513100	12.45
				TELEPHONE/COMMUNICATIONS	500225	513200	12.50
				TELEPHONE/COMMUNICATIONS	500225	514100	35.62
				INTERNET	500220	514700	763.61
				TELEPHONE/COMMUNICATIONS	500225	515400	20.15
				TELEPHONE/COMMUNICATIONS	500225	515600	26.40
				TELEPHONE/COMMUNICATIONS	500225	518100	42.13
				TELEPHONE/COMMUNICATIONS	500225	522310	20.17
				INTERNET	500220	522410	149.98
				TELEPHONE/COMMUNICATIONS	500225	522410	23.60
				TELEPHONE/COMMUNICATIONS	500225	533110	26.15
				TELEPHONE/COMMUNICATIONS	500225	533210	33.75
				OPERATING SUPPLIES	500350	533210	159.99
				TELEPHONE/COMMUNICATIONS	500225	555140	20.00
				INTERNET	500220	555510	159.99
				INTERNET	500220	555510	110.00
				INTERNET	500220	555510	130.00
				TELEPHONE/COMMUNICATIONS	500225	566310	24.25
				CHECK PWBDD 51287 TOTAL FOR FUND 100:			1,770.74
09/19/2025	PWBDD	51288	CHUCK MOEGENBURG	REPAIR AND MAINTENANCE	500240	518100	120.00
09/19/2025	PWBDD	51290*#	COMPLETE MOBILE DRUG TESTING LLC	DUE FROM LIGHT & WATER	156200	000000	180.93
				PROFESSIONAL SERVICES	500210	533210	218.60

Check Date	Bank	Check #	Payee	Description	Account	Dept	Amount
Fund: 100 GENERAL FUND							
				CHECK PWBDD 51290 TOTAL FOR FUND 100:			399.53
09/19/2025	PWBDD	51293	DPI SUPPLY,INC	OFFICE SUPPLIES	500310	515600	97.85
				OFFICE SUPPLIES	500310	515600	341.25
				CHECK PWBDD 51293 TOTAL FOR FUND 100:			439.10
09/19/2025	PWBDD	51296	EXCEL DISPOSAL OF WISCONSIN LLC	RECYCLING EXPENSES	500344	533730	427.98
09/19/2025	PWBDD	51297	FASTENAL COMPANY	MAINTENANCE PARTS	500353	533210	29.32
				MAINTENANCE PARTS	500353	533210	98.92
				CHECK PWBDD 51297 TOTAL FOR FUND 100:			128.24
09/19/2025	PWBDD	51298	FIVE CORNERS DODGE	GAS AND OIL EXPENSE	500351	522120	318.60
09/19/2025	PWBDD	51301	HEIDI GRIFFIN	AWARDS, SUPPLIES	500343	519200	25.00
09/19/2025	PWBDD	51302*#	HOUSEMAN & FEIND, LLP	EXTRAORDINARY SERVICES	500211	516100	2,278.50
				ATTORNEY/CONSULTANT	500212	522110	196.00
				ATTORNEY/CONSULTANT	500212	522110	399.00
				CHECK PWBDD 51302 TOTAL FOR FUND 100:			2,873.50
09/19/2025	PWBDD	51303	JANI-KING OF MILWAUKEE	OPERATING SUPPLIES	500350	533210	422.73
09/19/2025	PWBDD	51304	JOAN DEPIES	AWARDS, SUPPLIES	500343	519200	25.00
09/19/2025	PWBDD	51306	LANGE ENTERPRISES, INC.	EQUIPMENT OUTLAY	500380	533311	620.99
09/19/2025	PWBDD	51307	LAROSA LANDSCAPE COMPANY	REPAIR AND MAINTENANCE	500240	522100	841.43
09/19/2025	PWBDD	51308	LINCOLN CONTRACTORS SUPPLY, INC	MAINTENANCE PARTS	500353	533210	18.92
09/19/2025	PWBDD	51309	MATHESON TRI-GAS INC	MAINTENANCE PARTS	500353	533210	105.03
09/19/2025	PWBDD	51310	MATT KETTNER	AWARDS, SUPPLIES	500343	519200	25.00
09/19/2025	PWBDD	51311	MID-MORAINE MUNIC. ASSOCIATION	TRAVEL & TRAINING	500330	511100	66.00
09/19/2025	PWBDD	51314	NANCY HAMMER	PUBLIC WORKS FEES	463101	000000	25.00

Check Date	Bank	Check #	Payee	Description	Account	Dept	Amount
Fund: 100 GENERAL FUND							
09/19/2025	PWBDD	51315*#	NAPA AUTO PARTS	MAINTENANCE PARTS	500353	533210	14.49
				MAINTENANCE PARTS	500353	533210	47.46
				MAINTENANCE PARTS	500353	533210	81.24
				CHECK PWBDD 51315 TOTAL FOR FUND 100:			143.19
09/19/2025	PWBDD	51317	OZAUKEE COUNTY	RECORDING FEES	500311	514100	30.00
09/19/2025	PWBDD	51319	QUALITY STATE OIL CO.,INC.	FUEL INVENTORY	161500	000000	4,145.10
				FUEL INVENTORY	161500	000000	5,703.11
				CHECK PWBDD 51319 TOTAL FOR FUND 100:			9,848.21
09/19/2025	PWBDD	51321*#	RICOH USA, INC.	OFFICE SUPPLIES	500310	522110	70.26
				OFFICE SUPPLIES	500310	522110	60.45
				CHECK PWBDD 51321 TOTAL FOR FUND 100:			130.71
09/19/2025	PWBDD	51322	ROAD EQUIPMENT PARTS CENTER	MAINTENANCE PARTS	500353	533210	148.46
09/19/2025	PWBDD	51323	ROBERT BUDECKI	PUBLIC WORKS FEES	463101	000000	15.00
09/19/2025	PWBDD	51325	STADLER SACKS LLC	ATTORNEY/CONSULTANT	500212	522110	365.00
09/19/2025	PWBDD	51326	STATE INDUSTRIAL PRODUCTS	OPERATING SUPPLIES	500350	533210	257.52
09/19/2025	PWBDD	51327	SUPERIOR CHEMICAL LLC	OPERATING SUPPLIES	500350	533210	535.86
09/19/2025	PWBDD	51328	TAPCO,INC	REPAIR AND MAINTENANCE	500240	533421	580.00
				REPAIR AND MAINTENANCE	500240	533421	2,785.00
				CHECK PWBDD 51328 TOTAL FOR FUND 100:			3,365.00
09/19/2025	PWBDD	51330	VANTAGE FINANCIAL,LLC	EQUIPMENT OUTLAY	500385	514700	830.00
09/19/2025	PWBDD	51331	VITAL RECORDS CONTROL	PROFESSIONAL SERVICES	500210	515600	57.20
09/19/2025	PWBDD	51332	WAYSIDE NURSERIES, INC.	TREES AND SUPPLIES	500341	555510	320.00
09/19/2025	PWBDD	51333	WISCONSIN LAW ENFORCEMENT	ATTORNEY/CONSULTANT	500212	522110	852.62
09/19/2025	PWBDD	51334#	WM CORPORATE SERVICES, INC	MAINT/CONTRACTED SERVICES	500290	533710	49,170.24

Check Date	Bank	Check #	Payee	Description	Account	Dept	Amount
Fund: 100 GENERAL FUND							
				MAINT/CONTRACTED SERVICES	500290	533730	785.08
				MAINT/CONTRACTED SERVICES	500290	533730	22,373.76
				CHECK PWBDD 51334 TOTAL FOR FUND 100:			72,329.08
				Total for fund 100 GENERAL FUND			181,486.20
Fund: 200 CEMETERY FUND							
09/05/2025	PWBDD	51159*#	BEYER'S HARDWARE	GROUNDS MAINTENANCE	500230	544210	24.54
				OPERATING SUPPLIES	500350	544210	18.49
				CHECK PWBDD 51159 TOTAL FOR FUND 200:			43.03
09/12/2025	PWBDD	51228*#	BEYER'S HARDWARE	OPERATING SUPPLIES	500350	544210	12.28
09/12/2025	PWBDD	51242*#	HOME DEPOT CREDIT SERVICES	REPAIR AND MAINTENANCE	500240	544210	150.36
				REPAIR AND MAINTENANCE	500240	544210	350.64
				CHECK PWBDD 51242 TOTAL FOR FUND 200:			501.00
09/19/2025	PWBDD	51291	CORE & MAIN LP	REPAIR AND MAINTENANCE	500240	544210	403.93
				REPAIR AND MAINTENANCE	500240	544210	140.00
				CHECK PWBDD 51291 TOTAL FOR FUND 200:			543.93
				Total for fund 200 CEMETERY FUND			1,100.24
Fund: 220 RECREATION PROGRAMS FUND							
09/05/2025	PWBDD	51158	BADGERETTE POM PON INC	POMS EXPENSES	500394	555390	1,232.00
09/05/2025	PWBDD	51174	DIGITAL EDGE OF WISCONSIN LLC	RECREATION BROCHURE EXPENSES	500309	555390	2,293.00
09/05/2025	PWBDD	51199	MASTER PRINTWEAR	SUPPLIES AND EXPENSES	500347	555390	1,294.40
09/05/2025	PWBDD	51206	PORT-A-JOHN, INC	SUPPLIES AND EXPENSES	500347	555390	102.00
09/10/2025	PWBDD	51221	WPRA	WPRA TICKET EXP	500355	555390	5,646.33
09/12/2025	PWBDD	51225	ANNA S GORN	POMS EXPENSES	500394	555390	225.00
09/12/2025	PWBDD	51235*#	DIGITAL EDGE OF WISCONSIN LLC	POMS EXPENSES	500394	555390	25.00
				POMS EXPENSES	500394	555390	48.00
				CHECK PWBDD 51235 TOTAL FOR FUND 220:			73.00

Check Date	Bank	Check #	Payee	Description	Account	Dept	Amount
Fund: 220 RECREATION PROGRAMS FUND							
09/12/2025	PWBDD	51255	PORT WASHINGTON HS VARSITY DANCE	POMS EXPENSES	500394	555390	2,395.00
09/12/2025	PWBDD	51260	SHEBOYGAN FALLS DANCE ASSOCIATION	POMS EXPENSES	500394	555390	1,660.00
09/19/2025	PWBDD	51276	ANN MARIE SCHIEL	AQUATICS FITNESS	467324	000000	50.00
09/19/2025	PWBDD	51287*#	CHARTER COMMUNICATIONS	TELEPHONE/COMMUNICATIONS	500225	555390	33.75
				Total for fund 220 RECREATION PROGRAMS FUND			15,004.48
Fund: 231 AMERICAN RESCUE PLAN ACT							
09/05/2025	PWBDD	51189*#	HOLTON BROTHERS,INC	GRANT EXPENDITURES	500331	566721	4,100.00
				Total for fund 231 AMERICAN RESCUE PLAN ACT			4,100.00
Fund: 232 DONATIONS							
09/19/2025	PWBDD	51284	CEDARBURG VETERINARY CLINIC	K-9 UNIT EXPENSE	500352	522120	23.11
				Total for fund 232 DONATIONS			23.11
Fund: 240 SWIMMING POOL FUND							
09/05/2025	PWBDD	51164	CARRICO AQUATIC RESOURCES	MAINTENANCE SUPPLIES	500340	555320	789.54
09/05/2025	PWBDD	51166	CEDAR CREST ICE CREAM	OPERATING SUPPLIES	500350	555321	377.16
				OPERATING SUPPLIES	500350	555321	232.56
				CHECK PWBDD 51166 TOTAL FOR FUND 240:			609.72
09/05/2025	PWBDD	51204*#	OLSEN'S PIGGLY WIGGLY	OPERATING SUPPLIES	500350	555321	1.07
09/19/2025	PWBDD	51287*#	CHARTER COMMUNICATIONS	INTERNET	500220	555320	229.99
				TELEPHONE/COMMUNICATIONS	500225	555320	33.06
				CHECK PWBDD 51287 TOTAL FOR FUND 240:			263.05
09/19/2025	PWBDD	51300	GRAFTON ACE HARDWARE	MAINTENANCE SUPPLIES	500340	555320	351.58
09/19/2025	PWBDD	51316*#	OLSEN'S PIGGLY WIGGLY	OPERATING SUPPLIES	500350	555321	12.54
				OPERATING SUPPLIES	500350	555321	36.94
				OPERATING SUPPLIES	500350	555321	29.84
				CHECK PWBDD 51316 TOTAL FOR FUND 240:			79.32

Check Date	Bank	Check #	Payee	Description	Account	Dept	Amount
Fund: 240 SWIMMING POOL FUND							
				Total for fund 240 SWIMMING POOL FUND			2,094.28
Fund: 260 LIBRARY FUND							
09/05/2025	PWBDD	51155	AMAZON CAPITOL SERVICES	OFFICE SUPPLIES	500310	555110	20.76
				PUBLICATIONS AND SUBSCRIPTIONS	500319	555110	17.95
				PUBLICATIONS AND SUBSCRIPTIONS	500319	555110	87.93
				PUBLICATIONS AND SUBSCRIPTIONS	500319	555110	44.92
				PUBLICATIONS AND SUBSCRIPTIONS	500319	555110	50.42
				PUBLICATIONS AND SUBSCRIPTIONS	500319	555110	8.99
				PUBLICATIONS AND SUBSCRIPTIONS	500319	555110	265.35
				PUBLICATIONS AND SUBSCRIPTIONS	500319	555110	91.39
				PUBLICATIONS AND SUBSCRIPTIONS	500319	555110	98.84
				OPERATING SUPPLIES	500350	555110	28.64
				CHECK PWBDD 51155 TOTAL FOR FUND 260:			715.19
09/05/2025	PWBDD	51159*#	BEYER'S HARDWARE	REPAIR AND MAINTENANCE	500240	555110	14.86
09/05/2025	PWBDD	51176	DPI SUPPLY,INC	OFFICE SUPPLIES	500310	555110	118.00
09/05/2025	PWBDD	51193	JAMES IMAGING SYSTEMS, INC.	MAINT/CONTRACTED SERVICES	500290	555110	219.18
				MAINT/CONTRACTED SERVICES	500290	555110	410.53
				CHECK PWBDD 51193 TOTAL FOR FUND 260:			629.71
09/05/2025	PWBDD	51200	MONARCH LIBRARY SYSTEM	SHARED SYSTEM SERVICES	500381	555110	22,100.19
09/12/2025	PWBDD	51222	ADELMAN MAINTENANCE CORP	MAINT/CONTRACTED SERVICES	500290	555110	3,995.51
09/12/2025	PWBDD	51224	AMAZON CAPITOL SERVICES	OFFICE SUPPLIES	500310	555110	59.48
				OFFICE SUPPLIES	500310	555110	30.29
				DONATION EXPENDITURES	500322	555110	200.46
				CHECK PWBDD 51224 TOTAL FOR FUND 260:			290.23
09/12/2025	PWBDD	51227	BAKER & TAYLOR BOOKS	PUBLICATIONS AND SUBSCRIPTIONS	500319	555110	18.70
				PUBLICATIONS AND SUBSCRIPTIONS	500319	555110	184.46
				PUBLICATIONS AND SUBSCRIPTIONS	500319	555110	314.11
				DONATION EXPENDITURES	500322	555110	34.00

Check Date	Bank	Check #	Payee	Description	Account	Dept	Amount
Fund: 260 LIBRARY FUND							
				DONATION EXPENDITURES	500322	555110	41.00
				CHECK PWBDD 51227 TOTAL FOR FUND 260:			592.27
09/12/2025	PWBDD	51243	HVA PRODUCTS, INC	MAINT/CONTRACTED SERVICES	500290	555110	1,375.00
09/19/2025	PWBDD	51273	A TO Z REFRIGERATION & HVAC, I	REPAIR AND MAINTENANCE	500240	555110	724.13
				MAINT/CONTRACTED SERVICES	500290	555110	1,043.08
				CHECK PWBDD 51273 TOTAL FOR FUND 260:			1,767.21
09/19/2025	PWBDD	51275	AKALAI HANUI	DONATION EXPENDITURES	500322	555110	225.00
09/19/2025	PWBDD	51278	BAKER & TAYLOR BOOKS	PUBLICATIONS AND SUBSCRIPTIONS	500319	555110	394.90
				PUBLICATIONS AND SUBSCRIPTIONS	500319	555110	74.35
				DONATION EXPENDITURES	500322	555110	78.00
				DONATION EXPENDITURES	500322	555110	20.00
				CHECK PWBDD 51278 TOTAL FOR FUND 260:			567.25
09/19/2025	PWBDD	51285	CHAD LEWIS	DONATION EXPENDITURES	500322	555110	350.00
09/19/2025	PWBDD	51287*#	CHARTER COMMUNICATIONS	TELEPHONE/COMMUNICATIONS	500225	555110	204.99
09/19/2025	PWBDD	51289*#	CINTAS CORPORATION	MAINT/CONTRACTED SERVICES	500290	555110	270.93
09/19/2025	PWBDD	51292	DEMCO SOFTWARE	OFFICE SUPPLIES	500310	555110	345.64
09/19/2025	PWBDD	51294	E.L.S. LANDSCAPING & LAWN	MAINT/CONTRACTED SERVICES	500290	555110	280.00
09/19/2025	PWBDD	51305	KANOPY, INC.	PUBLICATIONS AND SUBSCRIPTIONS	500319	555110	404.60
				PUBLICATIONS AND SUBSCRIPTIONS	500319	555110	342.55
				CHECK PWBDD 51305 TOTAL FOR FUND 260:			747.15
09/19/2025	PWBDD	51312	MIDWEST TAPE, LLC	PUBLICATIONS AND SUBSCRIPTIONS	500319	555110	1,838.72
				Total for fund 260 LIBRARY FUND			36,427.85
Fund: 270 FIRE DEPT & EMS							
09/05/2025	PWBDD	51154	AIRGAS USA LLC	EMS SUPPLIES AND EXPENSES	500347	522500	233.92

Check Date	Bank	Check #	Payee	Description	Account	Dept	Amount
Fund: 270 FIRE DEPT & EMS							
09/05/2025	PWBDD	51159*#	BEYER'S HARDWARE	REPAIR AND MAINTENANCE	500240	522500	64.46
				OPERATING SUPPLIES	500350	522500	160.84
				OPERATING SUPPLIES	500350	522500	11.67
				OPERATING SUPPLIES	500350	522500	22.47
				CHECK PWBDD 51159 TOTAL FOR FUND 270:			259.44
09/05/2025	PWBDD	51162	BOUND TREE MEDICAL, LLC	EMS SUPPLIES AND EXPENSES	500347	522500	494.58
09/05/2025	PWBDD	51167	CHARTER COMMUNICATIONS	TELEPHONE/COMMUNICATIONS	500225	522500	357.12
09/05/2025	PWBDD	51175	DINGES FIRE COMPANY	FIREFIGHTING EQUIPMENT	500380	522500	57.34
09/05/2025	PWBDD	51179	EMR, LLC	REPAIR AND MAINTENANCE	500240	522500	858.66
				REPAIR AND MAINTENANCE	500240	522500	1,025.08
				REPAIR AND MAINTENANCE	500240	522500	1,228.17
				REPAIR AND MAINTENANCE	500240	522500	343.20
				CHECK PWBDD 51179 TOTAL FOR FUND 270:			3,455.11
09/05/2025	PWBDD	51185	GALLS, LLC	UNIFORMS	500346	522500	57.13
09/05/2025	PWBDD	51194	JIM'S EXCAVATING, INC	FIREFIGHTING EQUIPMENT	500380	522500	880.00
09/05/2025	PWBDD	51197	MACQUEEN EQUIPMENT	FIREFIGHTING EQUIPMENT	500380	522500	636.27
09/05/2025	PWBDD	51198	MARK LEONARDELLI	OPERATING SUPPLIES	500350	522500	107.00
09/05/2025	PWBDD	51201*#	NAPA AUTO PARTS	REPAIR AND MAINTENANCE	500240	522500	33.83
09/05/2025	PWBDD	51205*#	ONTECH SYSTEMS, INC	OPERATING SUPPLIES	500350	522500	160.75
09/05/2025	PWBDD	51209	RENNERT'S FIRE EQUIPMENT	REPAIR AND MAINTENANCE	500240	522500	785.64
				REPAIR AND MAINTENANCE	500240	522500	665.12
				REPAIR AND MAINTENANCE	500240	522500	737.68
				REPAIR AND MAINTENANCE	500240	522500	687.68
				CHECK PWBDD 51209 TOTAL FOR FUND 270:			2,876.12
09/05/2025	PWBDD	51214	STRYKER SALES , LLC	EMS SUPPLIES AND EXPENSES	500347	522500	278.52

Check Date	Bank	Check #	Payee	Description	Account	Dept	Amount
Fund: 270 FIRE DEPT & EMS							
09/12/2025	PWBDD	51236	DINGES FIRE COMPANY	EMS SUPPLIES AND EXPENSES	500347	522500	24.34
09/12/2025	PWBDD	51238	EMR, LLC	REPAIR AND MAINTENANCE	500240	522500	660.07
				REPAIR AND MAINTENANCE	500240	522500	1,054.46
				REPAIR AND MAINTENANCE	500240	522500	574.56
				CHECK PWBDD 51238 TOTAL FOR FUND 270:			2,289.09
09/12/2025	PWBDD	51247	MACQUEEN EQUIPMENT	FIREFIGHTING EQUIPMENT	500380	522500	51.13
09/12/2025	PWBDD	51248*#	NAPA AUTO PARTS	REPAIR AND MAINTENANCE	500240	522500	46.70
				REPAIR AND MAINTENANCE	500240	522500	16.87
				CHECK PWBDD 51248 TOTAL FOR FUND 270:			63.57
09/12/2025	PWBDD	51251*#	OLSEN'S PIGGLY WIGGLY	OPERATING SUPPLIES	500350	522500	37.64
09/12/2025	PWBDD	51265	TOMASO'S	OPERATING SUPPLIES	500350	522500	78.75
09/12/2025	PWBDD	51266	TOTAL INDUSTRIAL AIR LLC	OPERATING SUPPLIES	500350	522500	719.75
09/12/2025	PWBDD	51271	WISCONSIN STATE FIRE INSPECTORS	TRAVEL & TRAINING	500330	522500	375.00
09/19/2025	PWBDD	51274	AIRGAS USA LLC	EMS SUPPLIES AND EXPENSES	500347	522500	132.73
				EMS SUPPLIES AND EXPENSES	500347	522500	1,051.95
				CHECK PWBDD 51274 TOTAL FOR FUND 270:			1,184.68
09/19/2025	PWBDD	51277*#	AT&T MOBILITY	TELEPHONE/COMMUNICATIONS	500225	522500	637.01
				TELEPHONE/COMMUNICATIONS	500225	522500	31.99
				CHECK PWBDD 51277 TOTAL FOR FUND 270:			669.00
09/19/2025	PWBDD	51279	BATZNER PEST CONTROL	MAINT/CONTRACTED SERVICES	500290	522500	75.67
09/19/2025	PWBDD	51281	BOUND TREE MEDICAL, LLC	EMS SUPPLIES AND EXPENSES	500347	522500	933.23
09/19/2025	PWBDD	51287*#	CHARTER COMMUNICATIONS	TELEPHONE/COMMUNICATIONS	500225	522500	18.98
				TELEPHONE/COMMUNICATIONS	500225	522500	229.61
				CHECK PWBDD 51287 TOTAL FOR FUND 270:			248.59

Check Date	Bank	Check #	Payee	Description	Account	Dept	Amount
Fund: 270 FIRE DEPT & EMS							
09/19/2025	PWBDD	51295	EMR, LLC	REPAIR AND MAINTENANCE	500240	522500	558.50
				REPAIR AND MAINTENANCE	500240	522500	5,038.87
				REPAIR AND MAINTENANCE	500240	522500	707.88
				CHECK PWBDD 51295 TOTAL FOR FUND 270:			6,305.25
09/19/2025	PWBDD	51299	GALLS, LLC	UNIFORMS	500346	522500	57.13
09/19/2025	PWBDD	51302*#	HOUSEMAN & FEIND, LLP	ATTORNEY/CONSULTANT	500212	522500	514.50
09/19/2025	PWBDD	51315*#	NAPA AUTO PARTS	REPAIR AND MAINTENANCE	500240	522500	24.26
09/19/2025	PWBDD	51316*#	OLSEN'S PIGGLY WIGGLY	OPERATING SUPPLIES	500350	522500	47.43
				OPERATING SUPPLIES	500350	522500	22.88
				CHECK PWBDD 51316 TOTAL FOR FUND 270:			70.31
09/19/2025	PWBDD	51321*#	RICOH USA, INC.	MAINT/CONTRACTED SERVICES	500290	522500	67.37
09/19/2025	PWBDD	51324	ROTE OIL LTD	GAS AND OIL EXPENSE	500351	522500	222.95
				GAS AND OIL EXPENSE	500351	522500	21.50
				CHECK PWBDD 51324 TOTAL FOR FUND 270:			244.45
09/19/2025	PWBDD	51329	UNIFIRST CORPORATION	MAINT/CONTRACTED SERVICES	500290	522500	149.72
09/19/2025	PWBDD	51335	ZOLL MEDICAL CORPORATION	EMS SUPPLIES AND EXPENSES	500347	522500	621.00
				EMS SUPPLIES AND EXPENSES	500347	522500	561.75
				CHECK PWBDD 51335 TOTAL FOR FUND 270:			1,182.75
				Total for fund 270 FIRE DEPT & EMS			25,253.31
Fund: 280 PUBLIC SAFETY IMPACT FEES							
09/05/2025	PWBDD	51183	FGM ARCHITECTS INC	PROFESSIONAL SERVICES	500210	522140	7,332.54
				Total for fund 280 PUBLIC SAFETY IMPACT FEES			7,332.54
Fund: 350 TIF DISTRICT FUND #4							
09/19/2025	PWBDD	51302*#	HOUSEMAN & FEIND, LLP	ATTORNEY/CONSULTANT	500212	566710	1,837.50

Check Date	Bank	Check #	Payee	Description	Account	Dept	Amount
Fund: 350 TIF DISTRICT FUND #4							
				Total for fund 350 TIF DISTRICT FUND #4			1,837.50
Fund: 353 TIF DISTRICT #6							
09/19/2025	PWBDD	51302*#	HOUSEMAN & FEIND, LLP	ATTORNEY/CONSULTANT	500212	566710	710.50
				Total for fund 353 TIF DISTRICT #6			710.50
Fund: 354 TIF DISTRICT #7							
09/19/2025	PWBDD	51318	P2 DEVELOPMENT COMPANY LLC	DEVELOPERS INCENTIVE	500227	566710	202,569.00
				Total for fund 354 TIF DISTRICT #7			202,569.00
Fund: 400 CAPITAL IMPROVEMENTS FUND							
09/05/2025	PWBDD	51189*#	HOLTON BROTHERS,INC	CITY HALL IMPROVEMENTS	500806	518100	7,930.00
09/12/2025	PWBDD	51257	RNOW INC	GARBAGE TRUCK CHASSIS & BODY	500880	533210	93,699.00
09/12/2025	PWBDD	51268*#	VINTON CONSTRUCTION COMPANY	DUE FROM LIGHT & WATER	156200	000000	18,869.68
				STREET IMPROVEMENTS	500854	533311	326,188.68
				STORMWATER IMPROVEMENTS	500475	533440	9,177.89
				CHECK PWBDD 51268 TOTAL FOR FUND 400:			354,236.25
				Total for fund 400 CAPITAL IMPROVEMENTS FUND			455,865.25
Fund: 410 LEAD SERVICE - PRIVATE							
09/19/2025	PWBDD	51313	MRJ INC	PRIVATE SIDE - LEAD PIPE	500872	533750	246,805.79
09/19/2025	PWBDD	51320	QUARLES & BRADY LLP	PRIVATE SIDE - LEAD PIPE	500872	533750	12,300.00
				Total for fund 410 LEAD SERVICE - PRIVATE			259,105.79
Fund: 601 WATER RECYCLING CENTER							
09/05/2025	PWBDD	51168	CINTAS CORPORATION	SAFETY EQUIPMENT	500372	573825	140.84
09/05/2025	PWBDD	51180	ENVIRONMENTAL CONSULTING & TES	STATE OF WI FEES	500323	573850	2,050.00
09/05/2025	PWBDD	51188	HAWKINS , INC.	COAGULANTS	500371	573825	3,879.00
09/05/2025	PWBDD	51203	NORTH CENTRAL LABORATORIES	LAB SUPPLIES	500370	573825	465.31
09/05/2025	PWBDD	51204*#	OLSEN'S PIGGLY WIGGLY	LAB SUPPLIES	500370	573825	36.28
09/05/2025	PWBDD	51211	SABEL MECHANICAL, LLC	4 - 304 STAINLESS STEEL COUPLING	500340	573830	5,246.41
09/05/2025	PWBDD	51217	TRUCK COUNTRY OF WISC	COLLECTION SYSTEM MAINT	500360	573835	1,702.90

Check Date	Bank	Check #	Payee	Description	Account	Dept	Amount
Fund: 601 WATER RECYCLING CENTER							
09/05/2025	PWBDD	51218*#	U.S. CELLULAR	TELEPHONE/COMMUNICATIONS	500225	573825	36.50
09/12/2025	PWBDD	51226	APPLIED INDUSTRIAL TECHNOLOGIES	MAINTENANCE SUPPLIES	500340	573830	5,295.97
09/12/2025	PWBDD	51233	CINTAS CORPORATION	SAFETY EQUIPMENT	500372	573825	140.84
				SAFETY EQUIPMENT	500372	573825	140.84
				CHECK PWBDD 51233 TOTAL FOR FUND 601:			281.68
09/12/2025	PWBDD	51237	DONOHUE & ASSOCIATES, INC	ENGINEERING SERVICES	182331	000000	7,297.50
09/12/2025	PWBDD	51242*#	HOME DEPOT CREDIT SERVICES	MAINTENANCE SUPPLIES	500340	573840	462.01
09/12/2025	PWBDD	51246	LENZ ELECTRIC MOTOR REPAIR	COLLECTION SYSTEM MAINT	500360	573835	615.00
09/12/2025	PWBDD	51248*#	NAPA AUTO PARTS	MAINTENANCE SUPPLIES	500340	573840	46.49
09/12/2025	PWBDD	51250	NORTH CENTRAL LABORATORIES	LAB SUPPLIES	500370	573825	264.13
09/12/2025	PWBDD	51253	PACE ANALYTICAL SERVICES, LLC	LAB SUPPLIES	500370	573825	100.00
09/12/2025	PWBDD	51259#	RUEKERT-MIELKE, INC.	LIFT STATIONS	185324	000000	8,825.85
				PROFESSIONAL SERVICES	500210	573850	1,126.80
				CHECK PWBDD 51259 TOTAL FOR FUND 601:			9,952.65
09/12/2025	PWBDD	51268*#	VINTON CONSTRUCTION COMPANY	COLLECTION MAINS AND ACCESS.	184313	000000	11,197.76
09/19/2025	PWBDD	51277*#	AT&T MOBILITY	TELEPHONE/COMMUNICATIONS	500225	573825	98.07
09/19/2025	PWBDD	51287*#	CHARTER COMMUNICATIONS	TELEPHONE/COMMUNICATIONS	500225	573825	55.25
				TELEPHONE/COMMUNICATIONS	500225	573825	150.00
				CHECK PWBDD 51287 TOTAL FOR FUND 601:			205.25
09/19/2025	PWBDD	51289*#	CINTAS CORPORATION	SAFETY EQUIPMENT	500372	573825	149.01

Check Date	Bank	Check #	Payee	Description	Account	Dept	Amount
Fund: 601 WATER RECYCLING CENTER							
09/19/2025	PWBDD	51290*#	COMPLETE MOBILE DRUG TESTING LLC	PROFESSIONAL SERVICES	500210	573850	90.47
				Total for fund 601 WATER RECYCLING CENTER			49,613.23
Fund: 700 RISK MANAGEMENT FUND							
09/05/2025	PWBDD	51190	HOMERS TOWING & SERVICE INC.	INSURANCE CLAIMS 2025	500556	519400	750.00
				Total for fund 700 RISK MANAGEMENT FUND			750.00
			TOTAL - ALL FUNDS				1,243,273.28

'*'-INDICATES CHECK DISTRIBUTED TO MORE THAN ONE FUND
'#'-INDICATES CHECK DISTRIBUTED TO MORE THAN ONE DEPARTMENT

CITY OF CEDARBURG
TRANSFER LIST
9/6/25-9/23/25

Date	Amount	Transfer to
PWSB CHECKING ACCOUNT		
9/5/2025	$6,000.00	PWSB Payroll
9/5/2025	$155,732.56	ETF-October health insurance payments
9/5/2025	$1,002.00	Aflac-August premiums
9/5/2025	$3,157.19	Minnesota Life-October premiums
9/10/2025	$500,000.00	PWSB Money Market
9/10/2025	$63.08	EDPS fee
9/17/2025	$283,000.00	PWSB Payroll
9/18/2025	$2,348.48	Mission Square-contributions for 8/31/25-9/13/25
9/18/2025	$5,860.00	North Shore Bank-contributions for 8/31/25-9/13/25
9/18/2025	$622.11	State of Wisconsin-child support for 8/31/25-9/13/25
9/18/2025	$916.66	Wis Deferred Comp-contributions for 8/31/25-9/13/25
9/18/2025	$577.50	Police Association-dues for 8/31/25-9/13/25
9/22/2025	$4,379.39	ADP invoices
	$963,658.97	

PWSB PAYROLL CHECKING ACCOUNT		
9/19/2025	$201,371.24	Payroll for 8/31/25-9/13/25
9/19/2025	$82,321.90	Payroll taxes for 8/31/25-9/13/25
	$283,693.14	

City of Cedarburg, Wisconsin

🗓️ **City Administrator's Report**
🗓️ **Date:** September 22, 2025

The following information is provided to keep the Common Council and staff informed on some of the activities and events of the City. Points of clarification may be addressed during the City Administrator's Report portion of the agenda; however, if discussion of any of these items is necessary, placement on a future Council agenda should be directed.

Department Updates

Building Inspection

- Permits continue to be pulled for Stone Lake, Cedar Way, and Cedar Plaza.
- Gym front façade piece is slightly delayed.

Treasurer

- Work on the budget continues.

Engineering

- 2025 Street & Utility project is complete.
- Microsurfacing on Hamilton Rd. went well.
- Asphalt repair will continue for another month.
- The South Washington design meeting will be in October. The desired bid date is January.
- Applicants are currently being accepted for the Engineering Technician position.

Light & Water

- Lead service work is complete for 2025.
- Work has begun on determining 2026 water and electric rates.